

General Primary
March 18, 2014
Official Abstract of Democratic Votes
Monroe County, Illinois



Dated: Tuesday, April 8, 2014
Issued by:

A handwritten signature in black ink, appearing to read "Dennis M. Knobloch".

Dennis M. Knobloch
Monroe County Clerk

ABSTRACT OF DEMOCRATIC VOTES
in Monroe County, Illinois at the General Primary on Tuesday, March 18, 2014

STATE OF ILLINOIS
COUNTY OF MONROE

SUMMARY OF VOTES

Precincts Reporting:	37
Registered Voters:	23,542
Ballots Cast:	688
Federal Ballots Cast:	0
Total Ballots Cast:	688

ABSTRACT OF DEMOCRATIC VOTES
in Monroe County, Illinois at the General Primary on Tuesday, March 18, 2014

STATE OF ILLINOIS
COUNTY OF MONROE

FEDERAL

Precincts Reporting:	37
Registered Voters:	23,542
Ballots Cast:	688
Federal Ballots Cast:	0
Total Ballots Cast:	688


For United States Senator
(Vote for ONE)

RICHARD J. DURBIN

625

I, Dennis M. Knobloch, Monroe County Clerk, do hereby certify that the above is a correct copy of the Canvass of votes cast at the General Primary held in Monroe County on Tuesday, March 18, 2014. This canvass was made by the County Canvassing Board of Monroe County and is now on file in my office.

Dated: Tuesday, April 8, 2014



Dennis M. Knobloch, Monroe County Clerk

ABSTRACT OF DEMOCRATIC VOTES
in Monroe County, Illinois at the General Primary on Tuesday, March 18, 2014

STATE OF ILLINOIS
COUNTY OF MONROE

STATE OF ILLINOIS

Precincts Reporting:	37
Registered Voters:	23,542
Ballots Cast:	688

**For Governor And Lieutenant Governor
(Vote for ONE)**

(TIO HARDIMAN (BRUNELL DONALD	191
------------------------------------	-----

(PAT QUINN (PAUL VALLAS	445
------------------------------	-----

**For Attorney General
(Vote for ONE)**

LISA MADIGAN	628
--------------	-----

**For Secretary Of State
(Vote for ONE)**

JESSE WHITE	640
-------------	-----

**For Comptroller
(Vote for ONE)**


SHEILA SIMON	613
--------------	-----

**For Treasurer
(Vote for ONE)**

MICHAEL W. FRERICHS	596
---------------------	-----

I, Dennis M. Knobloch, Monroe County Clerk, do hereby certify that the above is a correct copy of the Canvass of votes cast at the General Primary held in Monroe County on Tuesday, March 18, 2014. This canvass was made by the County Canvassing Board of Monroe County and is now on file in my office.

Dated: Tuesday, April 8, 2014



Dennis M. Knobloch, Monroe County Clerk

ABSTRACT OF DEMOCRATIC VOTES
in Monroe County, Illinois at the General Primary on Tuesday, March 18, 2014

STATE OF ILLINOIS
COUNTY OF MONROE

12TH CONGRESSIONAL DISTRICT

Precincts Reporting:	37
Registered Voters:	23,542
Ballots Cast:	688
Federal Ballots Cast:	0
Total Ballots Cast:	688


For Representative In Congress
(Vote for ONE)

WILLIAM L. "BILL" ENYART

615

I, Dennis M. Knobloch, Monroe County Clerk, do hereby certify that the above is a correct copy of the Canvass of votes cast at the General Primary held in Monroe County on Tuesday, March 18, 2014. This canvass was made by the County Canvassing Board of Monroe County and is now on file in my office.

Dated: Tuesday, April 8, 2014



Dennis M. Knobloch, Monroe County Clerk

ABSTRACT OF DEMOCRATIC VOTES
in Monroe County, Illinois at the General Primary on Tuesday, March 18, 2014

STATE OF ILLINOIS
COUNTY OF MONROE

12TH CONGRESSIONAL DISTRICT
(CENTRAL COMMITTEE)

Precincts Reporting:	37
Registered Voters:	23,542
Ballots Cast:	688

State Central Committeewoman
(Vote for ONE)


BARB BROWN 604

For State Central Committeeman
(Vote for ONE)

JERRY F. COSTELLO 637

I, Dennis M. Knobloch, Monroe County Clerk, do hereby certify that the above is a correct copy of the Canvass of votes cast at the General Primary held in Monroe County on Tuesday, March 18, 2014. This canvass was made by the County Canvassing Board of Monroe County and is now on file in my office.

Dated: Tuesday, April 8, 2014



Dennis M. Knobloch, Monroe County Clerk

ABSTRACT OF DEMOCRATIC VOTES
in Monroe County, Illinois at the General Primary on Tuesday, March 18, 2014

STATE OF ILLINOIS
COUNTY OF MONROE

116TH REPRESENTATIVE DISTRICT

Precincts Reporting:	37
Registered Voters:	23,542
Ballots Cast:	688


For Representative In The General Assembly
(Vote for ONE)

JERRY COSTELLO II

628

I, Dennis M. Knobloch, Monroe County Clerk, do hereby certify that the above is a correct copy of the Canvass of votes cast at the General Primary held in Monroe County on Tuesday, March 18, 2014. This canvass was made by the County Canvassing Board of Monroe County and is now on file in my office.

Dated: Tuesday, April 8, 2014



Dennis M. Knobloch, Monroe County Clerk

ABSTRACT OF DEMOCRATIC VOTES
in Monroe County, Illinois at the General Primary on Tuesday, March 18, 2014

STATE OF ILLINOIS
COUNTY OF MONROE

MONROE COUNTY

Precincts Reporting:	37
Registered Voters:	23,542
Ballots Cast:	688

**County Clerk
(Vote for ONE)**

NO CANDIDATE	0
--------------	---

**County Treasurer
(Vote for ONE)**

NO CANDIDATE	0
--------------	---

**County Sheriff
(Vote for ONE)**

DENNIS F. SCHREDER	617
--------------------	-----

**County Supervisor of Assessments
(Vote for ONE)**


BARRIE SCOTT	604
--------------	-----

**For County Commissioner
(Vote for ONE)**

MICHAEL E. KOVARIK	629
--------------------	-----

I, Dennis M. Knobloch, Monroe County Clerk, do hereby certify that the above is a correct copy of the Canvass of votes cast at the General Primary held in Monroe County on Tuesday, March 18, 2014. This canvass was made by the County Canvassing Board of Monroe County and is now on file in my office.

Dated: Tuesday, April 8, 2014



Dennis M. Knobloch, Monroe County Clerk

ABSTRACT OF DEMOCRATIC VOTES
in Monroe County, Illinois at the General Primary on Tuesday, March 18, 2014

STATE OF ILLINOIS
COUNTY OF MONROE

ESR 45
(MONROE & RANDOLPH COUNTIES)

Precincts Reporting:	37
Registered Voters:	23,435
Ballots Cast:	667

For Regional Superintendent Of Schools
(Vote for ONE)


NO CANDIDATE 0

For Regional Superintendent Of Schools
(Unexpired 2-Year Term)
(Vote for ONE)

NO CANDIDATE 0

I, Dennis M. Knobloch, Monroe County Clerk, do hereby certify that the above is a correct copy of the Canvass of votes cast at the General Primary held in Monroe County on Tuesday, March 18, 2014. This canvass was made by the County Canvassing Board of Monroe County and is now on file in my office.

Dated: Tuesday, April 8, 2014



Dennis M. Knobloch, Monroe County Clerk

General Primary
March 18, 2014
Official Democratic Canvass
Monroe County, Illinois



Dated: Tuesday, April 8, 2014
Issued by:

A handwritten signature in black ink, appearing to read "Dennis M. Knobloch".

Dennis M. Knobloch
Monroe County Clerk

General Primary
March 18, 2014
Dennis M. Knobloch
Monroe County Clerk

Summary of Votes by Precinct

	REGISTERED VOTERS	BALLOTS CAST	FEDERAL BALLOTS CAST	TOTAL BALLOTS CAST	TURNOUT
Precinct 1	707	29	0	29	4.10%
Precinct 2	616	12	0	12	1.95%
Precinct 3	551	12	0	12	2.18%
Precinct 4	602	20	0	20	3.32%
Precinct 5	506	23	0	23	4.55%
Precinct 6	942	21	0	21	2.23%
Precinct 7	801	16	0	16	2.00%
Precinct 8	575	24	0	24	4.17%
Precinct 9	643	42	0	42	6.53%
Precinct 10	746	12	0	12	1.61%
Precinct 11	595	20	0	20	3.36%
Precinct 12	677	27	0	27	3.99%
Precinct 13	539	15	0	15	2.78%
Precinct 14	756	19	0	19	2.51%
Precinct 15	641	19	0	19	2.96%
Precinct 16	538	27	0	27	5.02%
Precinct 17	583	20	0	20	3.43%
Precinct 18	553	13	0	13	2.35%
Precinct 19	553	10	0	10	1.81%
Precinct 20	815	22	0	22	2.70%
Precinct 21	692	13	0	13	1.88%
Precinct 22	738	23	0	23	3.12%
Precinct 23	732	27	0	27	3.69%
Precinct 24	560	18	0	18	3.21%
Precinct 25	547	4	0	4	0.73%
Precinct 26	582	10	0	10	1.72%
Precinct 27	550	7	0	7	1.27%
Precinct 28	732	12	0	12	1.64%
Precinct 29	873	28	0	28	3.21%
Precinct 30	710	12	0	12	1.69%
Precinct 31	560	26	0	26	4.64%
Precinct 32	518	23	0	23	4.44%
Precinct 33	563	31	0	31	5.51%
Precinct 34	465	4	0	4	0.86%
Precinct 35	637	17	0	17	2.67%

General Primary
March 18, 2014
Dennis M. Knobloch
Monroe County Clerk

Summary of Votes by Precinct

	REGISTERED VOTERS	BALLOTS CAST	FEDERAL BALLOTS CAST	TOTAL BALLOTS CAST	TURNOUT
Precinct 36	578	11	0	11	1.90%
Precinct 37	566	19	0	19	3.36%
MONROE TOTALS	23,542	688	0	688	2.92%
TOTALS	23,542	688	0	688	2.92%

General Primary
March 18, 2014
Official Democratic Canvass
Monroe County, Illinois



Federal

Dated: Tuesday, April 8, 2014
Issued by:

A handwritten signature in black ink, appearing to read "Dennis M. Knobloch".

Dennis M. Knobloch
Monroe County Clerk

General Primary
March 18, 2014
Dennis M. Knobloch
Monroe County Clerk

Federal
For United States Senator
(Vote for ONE)

	REGISTERED VOTERS	BALLOTS CAST	FEDERAL BALLOTS CAST	TOTAL BALLOTS CAST	TURNOUT	RICHARD J. DURBIN
Precinct 1	707	29	0	29	4.10%	26
Precinct 2	616	12	0	12	1.95%	12
Precinct 3	551	12	0	12	2.18%	11
Precinct 4	602	20	0	20	3.32%	17
Precinct 5	506	23	0	23	4.55%	21
Precinct 6	942	21	0	21	2.23%	16
Precinct 7	801	16	0	16	2.00%	15
Precinct 8	575	24	0	24	4.17%	21
Precinct 9	643	42	0	42	6.53%	36
Precinct 10	746	12	0	12	1.61%	11
Precinct 11	595	20	0	20	3.36%	15
Precinct 12	677	27	0	27	3.99%	24
Precinct 13	539	15	0	15	2.78%	14
Precinct 14	756	19	0	19	2.51%	17
Precinct 15	641	19	0	19	2.96%	19
Precinct 16	538	27	0	27	5.02%	25
Precinct 17	583	20	0	20	3.43%	20
Precinct 18	553	13	0	13	2.35%	13
Precinct 19	553	10	0	10	1.81%	10
Precinct 20	815	22	0	22	2.70%	22
Precinct 21	692	13	0	13	1.88%	11
Precinct 22	738	23	0	23	3.12%	19
Precinct 23	732	27	0	27	3.69%	24
Precinct 24	560	18	0	18	3.21%	18
Precinct 25	547	4	0	4	0.73%	4
Precinct 26	582	10	0	10	1.72%	10
Precinct 27	550	7	0	7	1.27%	7
Precinct 28	732	12	0	12	1.64%	11
Precinct 29	873	28	0	28	3.21%	27
Precinct 30	710	12	0	12	1.69%	10
Precinct 31	560	26	0	26	4.64%	26
Precinct 32	518	23	0	23	4.44%	21
Precinct 33	563	31	0	31	5.51%	28
Precinct 34	465	4	0	4	0.86%	3
Precinct 35	637	17	0	17	2.67%	17

General Primary
March 18, 2014
Dennis M. Knobloch
Monroe County Clerk

Federal
For United States Senator
(Vote for ONE)

	REGISTERED VOTERS	BALLOTS CAST	FEDERAL BALLOTS CAST	TOTAL BALLOTS CAST	TURNOUT	RICHARD J. DURBIN
Precinct 36	578	11	0	11	1.90%	7
Precinct 37	566	19	0	19	3.36%	17
MONROE TOTALS	23,542	688	0	688	2.92%	625
TOTALS	23,542	688	0	688	2.92%	625


CANVASS OF VOTES
in Monroe County, Illinois at the General Primary on Tuesday, March 18, 2014

STATE OF ILLINOIS
COUNTY OF MONROE

Federal

I, Dennis M. Knobloch, Monroe County Clerk, do hereby certify that the above is a correct copy of the Canvass of votes cast at the General Primary held in Monroe County on Tuesday, March 18, 2014. This canvass was made by the County Canvassing Board of Monroe County and is now on file in my office.

Dated: Tuesday, April 8, 2014



Dennis M. Knobloch, Monroe County Clerk

General Primary
March 18, 2014
Official Democratic Canvass
Monroe County, Illinois



State of Illinois

Dated: Tuesday, April 8, 2014

Issued by:

A handwritten signature in black ink, appearing to read "Dennis M. Knobloch".

Dennis M. Knobloch
Monroe County Clerk

General Primary
March 18, 2014
Dennis M. Knobloch
Monroe County Clerk

State of Illinois
For Governor And Lieutenant Governor
(Vote for ONE)

	REGISTERED VOTERS	BALLOTS CAST	TURNOUT	(TIO HARDIMAN (BRUNELL DONALD	(PAT QUINN (PAUL VALLAS
Precinct 1	707	29	4.10%	8	19
Precinct 2	616	12	1.95%	3	9
Precinct 3	551	12	2.18%	1	7
Precinct 4	602	20	3.32%	6	13
Precinct 5	506	23	4.55%	5	17
Precinct 6	942	21	2.23%	15	3
Precinct 7	801	16	2.00%	6	10
Precinct 8	575	24	4.17%	6	17
Precinct 9	643	42	6.53%	15	22
Precinct 10	746	12	1.61%	4	8
Precinct 11	595	20	3.36%	4	16
Precinct 12	677	27	3.99%	8	19
Precinct 13	539	15	2.78%	3	10
Precinct 14	756	19	2.51%	3	14
Precinct 15	641	19	2.96%	4	15
Precinct 16	538	27	5.02%	7	15
Precinct 17	583	20	3.43%	5	13
Precinct 18	553	13	2.35%	1	9
Precinct 19	553	10	1.81%	4	6
Precinct 20	815	22	2.70%	4	17
Precinct 21	692	13	1.88%	2	9
Precinct 22	738	23	3.12%	8	11
Precinct 23	732	27	3.69%	9	13
Precinct 24	560	18	3.21%	4	14
Precinct 25	547	4	0.73%	2	2
Precinct 26	582	10	1.72%	3	7
Precinct 27	550	7	1.27%	1	6
Precinct 28	732	12	1.64%	5	7
Precinct 29	873	28	3.21%	11	16
Precinct 30	710	12	1.69%	3	9
Precinct 31	560	26	4.64%	6	19
Precinct 32	518	23	4.44%	6	17
Precinct 33	563	31	5.51%	6	20
Precinct 34	465	4	0.86%	2	2
Precinct 35	637	17	2.67%	5	12

General Primary
March 18, 2014
Dennis M. Knobloch
Monroe County Clerk

State of Illinois
For Governor And Lieutenant Governor
(Vote for ONE)

	REGISTERED VOTERS	BALLOTS CAST	TURNOUT	(TIO HARDIMAN (BRUNELL DONALD	(PAT QUINN (PAUL VALLAS
Precinct 36	578	11	1.90%	2	7
Precinct 37	566	19	3.36%	4	15
MONROE TOTALS	23,542	688	2.92%	191	445
TOTALS	23,542	688	2.92%	191	445

General Primary
March 18, 2014
Dennis M. Knobloch
Monroe County Clerk

State of Illinois
For Attorney General
(Vote for ONE)

	REGISTERED VOTERS	BALLOTS CAST	TURNOUT	LISA MADIGAN
Precinct 1	707	29	4.10%	25
Precinct 2	616	12	1.95%	12
Precinct 3	551	12	2.18%	9
Precinct 4	602	20	3.32%	19
Precinct 5	506	23	4.55%	20
Precinct 6	942	21	2.23%	19
Precinct 7	801	16	2.00%	15
Precinct 8	575	24	4.17%	21
Precinct 9	643	42	6.53%	39
Precinct 10	746	12	1.61%	9
Precinct 11	595	20	3.36%	17
Precinct 12	677	27	3.99%	25
Precinct 13	539	15	2.78%	14
Precinct 14	756	19	2.51%	19
Precinct 15	641	19	2.96%	19
Precinct 16	538	27	5.02%	26
Precinct 17	583	20	3.43%	19
Precinct 18	553	13	2.35%	13
Precinct 19	553	10	1.81%	10
Precinct 20	815	22	2.70%	21
Precinct 21	692	13	1.88%	11
Precinct 22	738	23	3.12%	19
Precinct 23	732	27	3.69%	23
Precinct 24	560	18	3.21%	18
Precinct 25	547	4	0.73%	4
Precinct 26	582	10	1.72%	9
Precinct 27	550	7	1.27%	7
Precinct 28	732	12	1.64%	11
Precinct 29	873	28	3.21%	26
Precinct 30	710	12	1.69%	10
Precinct 31	560	26	4.64%	25
Precinct 32	518	23	4.44%	22
Precinct 33	563	31	5.51%	27
Precinct 34	465	4	0.86%	3
Precinct 35	637	17	2.67%	17

General Primary
March 18, 2014
Dennis M. Knobloch
Monroe County Clerk

State of Illinois
For Attorney General
(Vote for ONE)

	REGISTERED VOTERS	BALLOTS CAST	TURNOUT	LISA MADIGAN
Precinct 36	578	11	1.90%	9
Precinct 37	566	19	3.36%	16
MONROE TOTALS	23,542	688	2.92%	628
TOTALS	23,542	688	2.92%	628

General Primary
March 18, 2014
Dennis M. Knobloch
Monroe County Clerk

State of Illinois
For Secretary Of State
(Vote for ONE)

	REGISTERED VOTERS	BALLOTS CAST	TURNOUT	JESSE WHITE
Precinct 1	707	29	4.10%	24
Precinct 2	616	12	1.95%	12
Precinct 3	551	12	2.18%	12
Precinct 4	602	20	3.32%	18
Precinct 5	506	23	4.55%	22
Precinct 6	942	21	2.23%	18
Precinct 7	801	16	2.00%	16
Precinct 8	575	24	4.17%	22
Precinct 9	643	42	6.53%	40
Precinct 10	746	12	1.61%	11
Precinct 11	595	20	3.36%	18
Precinct 12	677	27	3.99%	24
Precinct 13	539	15	2.78%	14
Precinct 14	756	19	2.51%	17
Precinct 15	641	19	2.96%	18
Precinct 16	538	27	5.02%	27
Precinct 17	583	20	3.43%	20
Precinct 18	553	13	2.35%	12
Precinct 19	553	10	1.81%	10
Precinct 20	815	22	2.70%	22
Precinct 21	692	13	1.88%	11
Precinct 22	738	23	3.12%	19
Precinct 23	732	27	3.69%	24
Precinct 24	560	18	3.21%	17
Precinct 25	547	4	0.73%	4
Precinct 26	582	10	1.72%	10
Precinct 27	550	7	1.27%	7
Precinct 28	732	12	1.64%	12
Precinct 29	873	28	3.21%	26
Precinct 30	710	12	1.69%	11
Precinct 31	560	26	4.64%	26
Precinct 32	518	23	4.44%	23
Precinct 33	563	31	5.51%	28
Precinct 34	465	4	0.86%	3
Precinct 35	637	17	2.67%	17

General Primary
March 18, 2014
Dennis M. Knobloch
Monroe County Clerk

State of Illinois
For Secretary Of State
(Vote for ONE)

	REGISTERED VOTERS	BALLOTS CAST	TURNOUT	JESSE WHITE
Precinct 36	578	11	1.90%	9
Precinct 37	566	19	3.36%	16
MONROE TOTALS	23,542	688	2.92%	640
TOTALS	23,542	688	2.92%	640

General Primary
March 18, 2014
Dennis M. Knobloch
Monroe County Clerk

State of Illinois
For Comptroller
(Vote for ONE)

	REGISTERED VOTERS	BALLOTS CAST	TURNOUT	SHEILA SIMON
Precinct 1	707	29	4.10%	26
Precinct 2	616	12	1.95%	12
Precinct 3	551	12	2.18%	11
Precinct 4	602	20	3.32%	18
Precinct 5	506	23	4.55%	20
Precinct 6	942	21	2.23%	18
Precinct 7	801	16	2.00%	15
Precinct 8	575	24	4.17%	21
Precinct 9	643	42	6.53%	37
Precinct 10	746	12	1.61%	10
Precinct 11	595	20	3.36%	17
Precinct 12	677	27	3.99%	25
Precinct 13	539	15	2.78%	13
Precinct 14	756	19	2.51%	16
Precinct 15	641	19	2.96%	19
Precinct 16	538	27	5.02%	25
Precinct 17	583	20	3.43%	19
Precinct 18	553	13	2.35%	13
Precinct 19	553	10	1.81%	10
Precinct 20	815	22	2.70%	21
Precinct 21	692	13	1.88%	10
Precinct 22	738	23	3.12%	16
Precinct 23	732	27	3.69%	22
Precinct 24	560	18	3.21%	18
Precinct 25	547	4	0.73%	4
Precinct 26	582	10	1.72%	9
Precinct 27	550	7	1.27%	7
Precinct 28	732	12	1.64%	11
Precinct 29	873	28	3.21%	26
Precinct 30	710	12	1.69%	9
Precinct 31	560	26	4.64%	24
Precinct 32	518	23	4.44%	21
Precinct 33	563	31	5.51%	26
Precinct 34	465	4	0.86%	3
Precinct 35	637	17	2.67%	17

General Primary
March 18, 2014
Dennis M. Knobloch
Monroe County Clerk

State of Illinois
For Comptroller
(Vote for ONE)

	REGISTERED VOTERS	BALLOTS CAST	TURNOUT	SHEILA SIMON
Precinct 36	578	11	1.90%	9
Precinct 37	566	19	3.36%	15
MONROE TOTALS	23,542	688	2.92%	613
TOTALS	23,542	688	2.92%	613

General Primary
March 18, 2014
Dennis M. Knobloch
Monroe County Clerk

State of Illinois
For Treasurer
(Vote for ONE)

	REGISTERED VOTERS	BALLOTS CAST	TURNOUT	MICHAEL W. FRERICHS
Precinct 1	707	29	4.10%	25
Precinct 2	616	12	1.95%	12
Precinct 3	551	12	2.18%	11
Precinct 4	602	20	3.32%	20
Precinct 5	506	23	4.55%	18
Precinct 6	942	21	2.23%	15
Precinct 7	801	16	2.00%	15
Precinct 8	575	24	4.17%	20
Precinct 9	643	42	6.53%	35
Precinct 10	746	12	1.61%	10
Precinct 11	595	20	3.36%	15
Precinct 12	677	27	3.99%	25
Precinct 13	539	15	2.78%	13
Precinct 14	756	19	2.51%	16
Precinct 15	641	19	2.96%	19
Precinct 16	538	27	5.02%	24
Precinct 17	583	20	3.43%	19
Precinct 18	553	13	2.35%	11
Precinct 19	553	10	1.81%	8
Precinct 20	815	22	2.70%	21
Precinct 21	692	13	1.88%	9
Precinct 22	738	23	3.12%	15
Precinct 23	732	27	3.69%	23
Precinct 24	560	18	3.21%	17
Precinct 25	547	4	0.73%	4
Precinct 26	582	10	1.72%	10
Precinct 27	550	7	1.27%	7
Precinct 28	732	12	1.64%	10
Precinct 29	873	28	3.21%	26
Precinct 30	710	12	1.69%	9
Precinct 31	560	26	4.64%	24
Precinct 32	518	23	4.44%	21
Precinct 33	563	31	5.51%	27
Precinct 34	465	4	0.86%	3
Precinct 35	637	17	2.67%	16

General Primary
March 18, 2014
Dennis M. Knobloch
Monroe County Clerk

State of Illinois
For Treasurer
(Vote for ONE)

	REGISTERED VOTERS	BALLOTS CAST	TURNOUT	MICHAEL W. FRERICHS
Precinct 36	578	11	1.90%	8
Precinct 37	566	19	3.36%	15
MONROE TOTALS	23,542	688	2.92%	596
TOTALS	23,542	688	2.92%	596


CANVASS OF VOTES
in Monroe County, Illinois at the General Primary on Tuesday, March 18, 2014

STATE OF ILLINOIS
COUNTY OF MONROE

State of Illinois

I, Dennis M. Knobloch, Monroe County Clerk, do hereby certify that the above is a correct copy of the Canvass of votes cast at the General Primary held in Monroe County on Tuesday, March 18, 2014. This canvass was made by the County Canvassing Board of Monroe County and is now on file in my office.

Dated: Tuesday, April 8, 2014



Dennis M. Knobloch, Monroe County Clerk

General Primary
March 18, 2014
Official Democratic Canvass
Monroe County, Illinois



12th Congressional District

Dated: Tuesday, April 8, 2014
Issued by:

A handwritten signature in black ink, appearing to read "Dennis M. Knobloch".

Dennis M. Knobloch
Monroe County Clerk

General Primary
March 18, 2014
Dennis M. Knobloch
Monroe County Clerk

12th Congressional District
For Representative In Congress
(Vote for ONE)

	REGISTERED VOTERS	BALLOTS CAST	FEDERAL BALLOTS CAST	TOTAL BALLOTS CAST	TURNOUT	WILLIAM L. "BILL" ENYART
Precinct 1	707	29	0	29	4.10%	25
Precinct 2	616	12	0	12	1.95%	12
Precinct 3	551	12	0	12	2.18%	11
Precinct 4	602	20	0	20	3.32%	17
Precinct 5	506	23	0	23	4.55%	20
Precinct 6	942	21	0	21	2.23%	16
Precinct 7	801	16	0	16	2.00%	15
Precinct 8	575	24	0	24	4.17%	16
Precinct 9	643	42	0	42	6.53%	38
Precinct 10	746	12	0	12	1.61%	11
Precinct 11	595	20	0	20	3.36%	17
Precinct 12	677	27	0	27	3.99%	25
Precinct 13	539	15	0	15	2.78%	14
Precinct 14	756	19	0	19	2.51%	17
Precinct 15	641	19	0	19	2.96%	19
Precinct 16	538	27	0	27	5.02%	26
Precinct 17	583	20	0	20	3.43%	20
Precinct 18	553	13	0	13	2.35%	13
Precinct 19	553	10	0	10	1.81%	10
Precinct 20	815	22	0	22	2.70%	21
Precinct 21	692	13	0	13	1.88%	11
Precinct 22	738	23	0	23	3.12%	20
Precinct 23	732	27	0	27	3.69%	24
Precinct 24	560	18	0	18	3.21%	18
Precinct 25	547	4	0	4	0.73%	4
Precinct 26	582	10	0	10	1.72%	9
Precinct 27	550	7	0	7	1.27%	7
Precinct 28	732	12	0	12	1.64%	11
Precinct 29	873	28	0	28	3.21%	26
Precinct 30	710	12	0	12	1.69%	11
Precinct 31	560	26	0	26	4.64%	25
Precinct 32	518	23	0	23	4.44%	20
Precinct 33	563	31	0	31	5.51%	24
Precinct 34	465	4	0	4	0.86%	1
Precinct 35	637	17	0	17	2.67%	17

General Primary
March 18, 2014
Dennis M. Knobloch
Monroe County Clerk

12th Congressional District
For Representative In Congress
(Vote for ONE)

	REGISTERED VOTERS	BALLOTS CAST	FEDERAL BALLOTS CAST	TOTAL BALLOTS CAST	TURNOUT	WILLIAM L. "BILL" ENYART
Precinct 36	578	11	0	11	1.90%	7
Precinct 37	566	19	0	19	3.36%	17
MONROE TOTALS	23,542	688	0	688	2.92%	615
TOTALS	23,542	688	0	688	2.92%	615


CANVASS OF VOTES
in Monroe County, Illinois at the General Primary on Tuesday, March 18, 2014

STATE OF ILLINOIS
COUNTY OF MONROE

12th Congressional District

I, Dennis M. Knobloch, Monroe County Clerk, do hereby certify that the above is a correct copy of the Canvass of votes cast at the General Primary held in Monroe County on Tuesday, March 18, 2014. This canvass was made by the County Canvassing Board of Monroe County and is now on file in my office.

Dated: Tuesday, April 8, 2014



Dennis M. Knobloch, Monroe County Clerk

General Primary
March 18, 2014
Official Democratic Canvass
Monroe County, Illinois



12th Congressional District
(Central Committee)

Dated: Tuesday, April 8, 2014
Issued by:

A handwritten signature in black ink, appearing to read "Dennis M. Knobloch".

Dennis M. Knobloch
Monroe County Clerk

General Primary
March 18, 2014
Dennis M. Knobloch
Monroe County Clerk

12th Congressional District
(Central Committee)
State Central Committeewoman
(Vote for ONE)

	REGISTERED VOTERS	BALLOTS CAST	TURNOUT	BARB BROWN
Precinct 1	707	29	4.10%	25
Precinct 2	616	12	1.95%	12
Precinct 3	551	12	2.18%	10
Precinct 4	602	20	3.32%	20
Precinct 5	506	23	4.55%	20
Precinct 6	942	21	2.23%	17
Precinct 7	801	16	2.00%	14
Precinct 8	575	24	4.17%	19
Precinct 9	643	42	6.53%	37
Precinct 10	746	12	1.61%	10
Precinct 11	595	20	3.36%	16
Precinct 12	677	27	3.99%	25
Precinct 13	539	15	2.78%	13
Precinct 14	756	19	2.51%	17
Precinct 15	641	19	2.96%	19
Precinct 16	538	27	5.02%	22
Precinct 17	583	20	3.43%	20
Precinct 18	553	13	2.35%	12
Precinct 19	553	10	1.81%	10
Precinct 20	815	22	2.70%	22
Precinct 21	692	13	1.88%	9
Precinct 22	738	23	3.12%	18
Precinct 23	732	27	3.69%	21
Precinct 24	560	18	3.21%	18
Precinct 25	547	4	0.73%	4
Precinct 26	582	10	1.72%	10
Precinct 27	550	7	1.27%	7
Precinct 28	732	12	1.64%	11
Precinct 29	873	28	3.21%	27
Precinct 30	710	12	1.69%	9
Precinct 31	560	26	4.64%	23
Precinct 32	518	23	4.44%	21
Precinct 33	563	31	5.51%	24
Precinct 34	465	4	0.86%	3
Precinct 35	637	17	2.67%	17

General Primary
March 18, 2014
Dennis M. Knobloch
Monroe County Clerk

12th Congressional District
(Central Committee)
State Central Committeewoman
(Vote for ONE)

	REGISTERED VOTERS	BALLOTS CAST	TURNOUT	BARB BROWN
Precinct 36	578	11	1.90%	7
Precinct 37	566	19	3.36%	15
MONROE TOTALS	23,542	688	2.92%	604
TOTALS	23,542	688	2.92%	604

General Primary
March 18, 2014
Dennis M. Knobloch
Monroe County Clerk

12th Congressional District
(Central Committee)
For State Central Committeeman
(Vote for ONE)

	REGISTERED VOTERS	BALLOTS CAST	TURNOUT	JERRY F. COSTELLO
Precinct 1	707	29	4.10%	24
Precinct 2	616	12	1.95%	10
Precinct 3	551	12	2.18%	11
Precinct 4	602	20	3.32%	18
Precinct 5	506	23	4.55%	21
Precinct 6	942	21	2.23%	17
Precinct 7	801	16	2.00%	16
Precinct 8	575	24	4.17%	19
Precinct 9	643	42	6.53%	40
Precinct 10	746	12	1.61%	12
Precinct 11	595	20	3.36%	19
Precinct 12	677	27	3.99%	23
Precinct 13	539	15	2.78%	15
Precinct 14	756	19	2.51%	19
Precinct 15	641	19	2.96%	18
Precinct 16	538	27	5.02%	27
Precinct 17	583	20	3.43%	20
Precinct 18	553	13	2.35%	13
Precinct 19	553	10	1.81%	9
Precinct 20	815	22	2.70%	22
Precinct 21	692	13	1.88%	13
Precinct 22	738	23	3.12%	20
Precinct 23	732	27	3.69%	25
Precinct 24	560	18	3.21%	17
Precinct 25	547	4	0.73%	4
Precinct 26	582	10	1.72%	10
Precinct 27	550	7	1.27%	7
Precinct 28	732	12	1.64%	11
Precinct 29	873	28	3.21%	26
Precinct 30	710	12	1.69%	11
Precinct 31	560	26	4.64%	26
Precinct 32	518	23	4.44%	21
Precinct 33	563	31	5.51%	27
Precinct 34	465	4	0.86%	2
Precinct 35	637	17	2.67%	17

General Primary
March 18, 2014
Dennis M. Knobloch
Monroe County Clerk

12th Congressional District
(Central Committee)
For State Central Committeeman
(Vote for ONE)

	REGISTERED VOTERS	BALLOTS CAST	TURNOUT	JERRY F. COSTELLO
Precinct 36	578	11	1.90%	10
Precinct 37	566	19	3.36%	17
MONROE TOTALS	23,542	688	2.92%	637
TOTALS	23,542	688	2.92%	637


CANVASS OF VOTES
in Monroe County, Illinois at the General Primary on Tuesday, March 18, 2014

STATE OF ILLINOIS
COUNTY OF MONROE

12th Congressional District
(Central Committee)

I, Dennis M. Knobloch, Monroe County Clerk, do hereby certify that the above is a correct copy of the Canvass of votes cast at the General Primary held in Monroe County on Tuesday, March 18, 2014. This canvass was made by the County Canvassing Board of Monroe County and is now on file in my office.

Dated: Tuesday, April 8, 2014



Dennis M. Knobloch, Monroe County Clerk

General Primary
March 18, 2014
Official Democratic Canvass
Monroe County, Illinois



116th Representative District

Dated: Tuesday, April 8, 2014

Issued by:

A handwritten signature in black ink, appearing to read "Dennis M. Knobloch".

Dennis M. Knobloch
Monroe County Clerk

General Primary
March 18, 2014
Dennis M. Knobloch
Monroe County Clerk

116th Representative District
For Representative In The General Assembly
(Vote for ONE)

	REGISTERED VOTERS	BALLOTS CAST	TURNOUT	JERRY COSTELLO II
Precinct 1	707	29	4.10%	24
Precinct 2	616	12	1.95%	11
Precinct 3	551	12	2.18%	11
Precinct 4	602	20	3.32%	16
Precinct 5	506	23	4.55%	19
Precinct 6	942	21	2.23%	13
Precinct 7	801	16	2.00%	16
Precinct 8	575	24	4.17%	17
Precinct 9	643	42	6.53%	39
Precinct 10	746	12	1.61%	12
Precinct 11	595	20	3.36%	19
Precinct 12	677	27	3.99%	26
Precinct 13	539	15	2.78%	15
Precinct 14	756	19	2.51%	19
Precinct 15	641	19	2.96%	18
Precinct 16	538	27	5.02%	26
Precinct 17	583	20	3.43%	20
Precinct 18	553	13	2.35%	13
Precinct 19	553	10	1.81%	10
Precinct 20	815	22	2.70%	22
Precinct 21	692	13	1.88%	12
Precinct 22	738	23	3.12%	21
Precinct 23	732	27	3.69%	25
Precinct 24	560	18	3.21%	17
Precinct 25	547	4	0.73%	4
Precinct 26	582	10	1.72%	10
Precinct 27	550	7	1.27%	7
Precinct 28	732	12	1.64%	9
Precinct 29	873	28	3.21%	25
Precinct 30	710	12	1.69%	11
Precinct 31	560	26	4.64%	26
Precinct 32	518	23	4.44%	21
Precinct 33	563	31	5.51%	28
Precinct 34	465	4	0.86%	2
Precinct 35	637	17	2.67%	17

General Primary
March 18, 2014
Dennis M. Knobloch
Monroe County Clerk

116th Representative District
For Representative In The General Assembly
(Vote for ONE)

	REGISTERED VOTERS	BALLOTS CAST	TURNOUT	JERRY COSTELLO II
Precinct 36	578	11	1.90%	10
Precinct 37	566	19	3.36%	17
MONROE TOTALS	23,542	688	2.92%	628
TOTALS	23,542	688	2.92%	628


CANVASS OF VOTES
in Monroe County, Illinois at the General Primary on Tuesday, March 18, 2014

STATE OF ILLINOIS
COUNTY OF MONROE

116th Representative District

I, Dennis M. Knobloch, Monroe County Clerk, do hereby certify that the above is a correct copy of the Canvass of votes cast at the General Primary held in Monroe County on Tuesday, March 18, 2014. This canvass was made by the County Canvassing Board of Monroe County and is now on file in my office.

Dated: Tuesday, April 8, 2014



Dennis M. Knobloch, Monroe County Clerk

General Primary
March 18, 2014
Official Democratic Canvass
Monroe County, Illinois



Monroe County

Dated: Tuesday, April 8, 2014
Issued by:

A handwritten signature in black ink, appearing to read "Dennis M. Knobloch".

Dennis M. Knobloch
Monroe County Clerk

General Primary
March 18, 2014
Dennis M. Knobloch
Monroe County Clerk

Monroe County
County Clerk
(Vote for ONE)

	REGISTERED VOTERS	BALLOTS CAST	TURNOUT	NO CANDIDATE
Precinct 1	707	29	4.10%	0
Precinct 2	616	12	1.95%	0
Precinct 3	551	12	2.18%	0
Precinct 4	602	20	3.32%	0
Precinct 5	506	23	4.55%	0
Precinct 6	942	21	2.23%	0
Precinct 7	801	16	2.00%	0
Precinct 8	575	24	4.17%	0
Precinct 9	643	42	6.53%	0
Precinct 10	746	12	1.61%	0
Precinct 11	595	20	3.36%	0
Precinct 12	677	27	3.99%	0
Precinct 13	539	15	2.78%	0
Precinct 14	756	19	2.51%	0
Precinct 15	641	19	2.96%	0
Precinct 16	538	27	5.02%	0
Precinct 17	583	20	3.43%	0
Precinct 18	553	13	2.35%	0
Precinct 19	553	10	1.81%	0
Precinct 20	815	22	2.70%	0
Precinct 21	692	13	1.88%	0
Precinct 22	738	23	3.12%	0
Precinct 23	732	27	3.69%	0
Precinct 24	560	18	3.21%	0
Precinct 25	547	4	0.73%	0
Precinct 26	582	10	1.72%	0
Precinct 27	550	7	1.27%	0
Precinct 28	732	12	1.64%	0
Precinct 29	873	28	3.21%	0
Precinct 30	710	12	1.69%	0
Precinct 31	560	26	4.64%	0
Precinct 32	518	23	4.44%	0
Precinct 33	563	31	5.51%	0
Precinct 34	465	4	0.86%	0
Precinct 35	637	17	2.67%	0

General Primary
March 18, 2014
Dennis M. Knobloch
Monroe County Clerk

Monroe County
County Clerk
(Vote for ONE)

	REGISTERED VOTERS	BALLOTS CAST	TURNOUT	NO CANDIDATE
Precinct 36	578	11	1.90%	0
Precinct 37	566	19	3.36%	0
MONROE TOTALS	23,542	688	2.92%	0
TOTALS	23,542	688	2.92%	0

General Primary
March 18, 2014
Dennis M. Knobloch
Monroe County Clerk

Monroe County
County Treasurer
(Vote for ONE)

	REGISTERED VOTERS	BALLOTS CAST	TURNOUT	NO CANDIDATE
Precinct 1	707	29	4.10%	0
Precinct 2	616	12	1.95%	0
Precinct 3	551	12	2.18%	0
Precinct 4	602	20	3.32%	0
Precinct 5	506	23	4.55%	0
Precinct 6	942	21	2.23%	0
Precinct 7	801	16	2.00%	0
Precinct 8	575	24	4.17%	0
Precinct 9	643	42	6.53%	0
Precinct 10	746	12	1.61%	0
Precinct 11	595	20	3.36%	0
Precinct 12	677	27	3.99%	0
Precinct 13	539	15	2.78%	0
Precinct 14	756	19	2.51%	0
Precinct 15	641	19	2.96%	0
Precinct 16	538	27	5.02%	0
Precinct 17	583	20	3.43%	0
Precinct 18	553	13	2.35%	0
Precinct 19	553	10	1.81%	0
Precinct 20	815	22	2.70%	0
Precinct 21	692	13	1.88%	0
Precinct 22	738	23	3.12%	0
Precinct 23	732	27	3.69%	0
Precinct 24	560	18	3.21%	0
Precinct 25	547	4	0.73%	0
Precinct 26	582	10	1.72%	0
Precinct 27	550	7	1.27%	0
Precinct 28	732	12	1.64%	0
Precinct 29	873	28	3.21%	0
Precinct 30	710	12	1.69%	0
Precinct 31	560	26	4.64%	0
Precinct 32	518	23	4.44%	0
Precinct 33	563	31	5.51%	0
Precinct 34	465	4	0.86%	0
Precinct 35	637	17	2.67%	0

General Primary
March 18, 2014
Dennis M. Knobloch
Monroe County Clerk

Monroe County
County Treasurer
(Vote for ONE)

	REGISTERED VOTERS	BALLOTS CAST	TURNOUT	NO CANDIDATE
Precinct 36	578	11	1.90%	0
Precinct 37	566	19	3.36%	0
MONROE TOTALS	23,542	688	2.92%	0
TOTALS	23,542	688	2.92%	0

General Primary
March 18, 2014
Dennis M. Knobloch
Monroe County Clerk

Monroe County
County Sheriff
(Vote for ONE)

	REGISTERED VOTERS	BALLOTS CAST	TURNOUT	DENNIS F. SCHREDER
Precinct 1	707	29	4.10%	26
Precinct 2	616	12	1.95%	11
Precinct 3	551	12	2.18%	10
Precinct 4	602	20	3.32%	18
Precinct 5	506	23	4.55%	19
Precinct 6	942	21	2.23%	15
Precinct 7	801	16	2.00%	15
Precinct 8	575	24	4.17%	20
Precinct 9	643	42	6.53%	40
Precinct 10	746	12	1.61%	10
Precinct 11	595	20	3.36%	19
Precinct 12	677	27	3.99%	24
Precinct 13	539	15	2.78%	14
Precinct 14	756	19	2.51%	18
Precinct 15	641	19	2.96%	19
Precinct 16	538	27	5.02%	23
Precinct 17	583	20	3.43%	20
Precinct 18	553	13	2.35%	12
Precinct 19	553	10	1.81%	10
Precinct 20	815	22	2.70%	22
Precinct 21	692	13	1.88%	13
Precinct 22	738	23	3.12%	17
Precinct 23	732	27	3.69%	24
Precinct 24	560	18	3.21%	18
Precinct 25	547	4	0.73%	4
Precinct 26	582	10	1.72%	8
Precinct 27	550	7	1.27%	6
Precinct 28	732	12	1.64%	11
Precinct 29	873	28	3.21%	27
Precinct 30	710	12	1.69%	10
Precinct 31	560	26	4.64%	25
Precinct 32	518	23	4.44%	22
Precinct 33	563	31	5.51%	24
Precinct 34	465	4	0.86%	4
Precinct 35	637	17	2.67%	16

General Primary
March 18, 2014
Dennis M. Knobloch
Monroe County Clerk

Monroe County
County Sheriff
(Vote for ONE)

	REGISTERED VOTERS	BALLOTS CAST	TURNOUT	DENNIS F. SCHREDER
Precinct 36	578	11	1.90%	7
Precinct 37	566	19	3.36%	16
MONROE TOTALS	23,542	688	2.92%	617
TOTALS	23,542	688	2.92%	617

General Primary
March 18, 2014
Dennis M. Knobloch
Monroe County Clerk

Monroe County
County Supervisor of Assessments
(Vote for ONE)

	REGISTERED VOTERS	BALLOTS CAST	TURNOUT	BARRIE SCOTT
Precinct 1	707	29	4.10%	25
Precinct 2	616	12	1.95%	11
Precinct 3	551	12	2.18%	11
Precinct 4	602	20	3.32%	18
Precinct 5	506	23	4.55%	18
Precinct 6	942	21	2.23%	15
Precinct 7	801	16	2.00%	16
Precinct 8	575	24	4.17%	18
Precinct 9	643	42	6.53%	37
Precinct 10	746	12	1.61%	10
Precinct 11	595	20	3.36%	17
Precinct 12	677	27	3.99%	25
Precinct 13	539	15	2.78%	14
Precinct 14	756	19	2.51%	16
Precinct 15	641	19	2.96%	18
Precinct 16	538	27	5.02%	25
Precinct 17	583	20	3.43%	19
Precinct 18	553	13	2.35%	11
Precinct 19	553	10	1.81%	10
Precinct 20	815	22	2.70%	22
Precinct 21	692	13	1.88%	12
Precinct 22	738	23	3.12%	16
Precinct 23	732	27	3.69%	25
Precinct 24	560	18	3.21%	18
Precinct 25	547	4	0.73%	4
Precinct 26	582	10	1.72%	9
Precinct 27	550	7	1.27%	7
Precinct 28	732	12	1.64%	11
Precinct 29	873	28	3.21%	25
Precinct 30	710	12	1.69%	10
Precinct 31	560	26	4.64%	25
Precinct 32	518	23	4.44%	21
Precinct 33	563	31	5.51%	23
Precinct 34	465	4	0.86%	3
Precinct 35	637	17	2.67%	17

General Primary
March 18, 2014
Dennis M. Knobloch
Monroe County Clerk

Monroe County
County Supervisor of Assessments
(Vote for ONE)

	REGISTERED VOTERS	BALLOTS CAST	TURNOUT	BARRIE SCOTT
Precinct 36	578	11	1.90%	7
Precinct 37	566	19	3.36%	15
MONROE TOTALS	23,542	688	2.92%	604
TOTALS	23,542	688	2.92%	604

General Primary
March 18, 2014
Dennis M. Knobloch
Monroe County Clerk

Monroe County
For County Commissioner
(Vote for ONE)

	REGISTERED VOTERS	BALLOTS CAST	TURNOUT	MICHAEL E. KOVARIK
Precinct 1	707	29	4.10%	27
Precinct 2	616	12	1.95%	11
Precinct 3	551	12	2.18%	12
Precinct 4	602	20	3.32%	19
Precinct 5	506	23	4.55%	20
Precinct 6	942	21	2.23%	18
Precinct 7	801	16	2.00%	15
Precinct 8	575	24	4.17%	20
Precinct 9	643	42	6.53%	38
Precinct 10	746	12	1.61%	11
Precinct 11	595	20	3.36%	19
Precinct 12	677	27	3.99%	25
Precinct 13	539	15	2.78%	15
Precinct 14	756	19	2.51%	17
Precinct 15	641	19	2.96%	18
Precinct 16	538	27	5.02%	25
Precinct 17	583	20	3.43%	18
Precinct 18	553	13	2.35%	12
Precinct 19	553	10	1.81%	9
Precinct 20	815	22	2.70%	22
Precinct 21	692	13	1.88%	13
Precinct 22	738	23	3.12%	20
Precinct 23	732	27	3.69%	24
Precinct 24	560	18	3.21%	18
Precinct 25	547	4	0.73%	4
Precinct 26	582	10	1.72%	9
Precinct 27	550	7	1.27%	7
Precinct 28	732	12	1.64%	12
Precinct 29	873	28	3.21%	27
Precinct 30	710	12	1.69%	11
Precinct 31	560	26	4.64%	23
Precinct 32	518	23	4.44%	20
Precinct 33	563	31	5.51%	26
Precinct 34	465	4	0.86%	3
Precinct 35	637	17	2.67%	17

General Primary
March 18, 2014
Dennis M. Knobloch
Monroe County Clerk

Monroe County
For County Commissioner
(Vote for ONE)

	REGISTERED VOTERS	BALLOTS CAST	TURNOUT	MICHAEL E. KOVARIK
Precinct 36	578	11	1.90%	8
Precinct 37	566	19	3.36%	16
MONROE TOTALS	23,542	688	2.92%	629
TOTALS	23,542	688	2.92%	629


CANVASS OF VOTES
in Monroe County, Illinois at the General Primary on Tuesday, March 18, 2014

STATE OF ILLINOIS
COUNTY OF MONROE

Monroe County

I, Dennis M. Knobloch, Monroe County Clerk, do hereby certify that the above is a correct copy of the Canvass of votes cast at the General Primary held in Monroe County on Tuesday, March 18, 2014. This canvass was made by the County Canvassing Board of Monroe County and is now on file in my office.

Dated: Tuesday, April 8, 2014



Dennis M. Knobloch, Monroe County Clerk

General Primary
March 18, 2014
Official Democratic Canvass
Monroe County, Illinois



ESR 45
(Monroe & Randolph Counties)

Dated: Tuesday, April 8, 2014
Issued by:

A handwritten signature in black ink, appearing to read "Dennis M. Knobloch".

Dennis M. Knobloch
Monroe County Clerk

General Primary
March 18, 2014
Dennis M. Knobloch
Monroe County Clerk

ESR 45
(Monroe & Randolph Counties)
For Regional Superintendent Of Schools
(Vote for ONE)

	REGISTERED VOTERS	BALLOTS CAST	TURNOUT	NO CANDIDATE
Precinct 1	707	29	4.10%	0
Precinct 2	616	12	1.95%	0
Precinct 3	551	12	2.18%	0
Precinct 4	602	20	3.32%	0
Precinct 5	506	23	4.55%	0
Precinct 6	835	0	0.00%	0
Precinct 7	801	16	2.00%	0
Precinct 8	575	24	4.17%	0
Precinct 9	643	42	6.53%	0
Precinct 10	746	12	1.61%	0
Precinct 11	595	20	3.36%	0
Precinct 12	677	27	3.99%	0
Precinct 13	539	15	2.78%	0
Precinct 14	756	19	2.51%	0
Precinct 15	641	19	2.96%	0
Precinct 16	538	27	5.02%	0
Precinct 17	583	20	3.43%	0
Precinct 18	553	13	2.35%	0
Precinct 19	553	10	1.81%	0
Precinct 20	815	22	2.70%	0
Precinct 21	692	13	1.88%	0
Precinct 22	738	23	3.12%	0
Precinct 23	732	27	3.69%	0
Precinct 24	560	18	3.21%	0
Precinct 25	547	4	0.73%	0
Precinct 26	582	10	1.72%	0
Precinct 27	550	7	1.27%	0
Precinct 28	732	12	1.64%	0
Precinct 29	873	28	3.21%	0
Precinct 30	710	12	1.69%	0
Precinct 31	560	26	4.64%	0
Precinct 32	518	23	4.44%	0
Precinct 33	563	31	5.51%	0
Precinct 34	465	4	0.86%	0
Precinct 35	637	17	2.67%	0

General Primary
March 18, 2014
Dennis M. Knobloch
Monroe County Clerk

ESR 45
(Monroe & Randolph Counties)
For Regional Superintendent Of Schools
(Vote for ONE)

	REGISTERED VOTERS	BALLOTS CAST	TURNOUT	NO CANDIDATE
Precinct 36	578	11	1.90%	0
Precinct 37	566	19	3.36%	0
MONROE TOTALS	23,435	667	2.85%	0
TOTALS	23,435	667	2.85%	0

General Primary
March 18, 2014
Dennis M. Knobloch
Monroe County Clerk

ESR 45
(Monroe & Randolph Counties)
For Regional Superintendent Of Schools
(Unexpired 2-Year Term)
(Vote for ONE)

	REGISTERED VOTERS	BALLOTS CAST	TURNOUT	NO CANDIDATE
Precinct 1	707	29	4.10%	0
Precinct 2	616	12	1.95%	0
Precinct 3	551	12	2.18%	0
Precinct 4	602	20	3.32%	0
Precinct 5	506	23	4.55%	0
Precinct 6	835	0	0.00%	0
Precinct 7	801	16	2.00%	0
Precinct 8	575	24	4.17%	0
Precinct 9	643	42	6.53%	0
Precinct 10	746	12	1.61%	0
Precinct 11	595	20	3.36%	0
Precinct 12	677	27	3.99%	0
Precinct 13	539	15	2.78%	0
Precinct 14	756	19	2.51%	0
Precinct 15	641	19	2.96%	0
Precinct 16	538	27	5.02%	0
Precinct 17	583	20	3.43%	0
Precinct 18	553	13	2.35%	0
Precinct 19	553	10	1.81%	0
Precinct 20	815	22	2.70%	0
Precinct 21	692	13	1.88%	0
Precinct 22	738	23	3.12%	0
Precinct 23	732	27	3.69%	0
Precinct 24	560	18	3.21%	0
Precinct 25	547	4	0.73%	0
Precinct 26	582	10	1.72%	0
Precinct 27	550	7	1.27%	0
Precinct 28	732	12	1.64%	0
Precinct 29	873	28	3.21%	0
Precinct 30	710	12	1.69%	0
Precinct 31	560	26	4.64%	0
Precinct 32	518	23	4.44%	0
Precinct 33	563	31	5.51%	0
Precinct 34	465	4	0.86%	0
Precinct 35	637	17	2.67%	0

General Primary
March 18, 2014
Dennis M. Knobloch
Monroe County Clerk

ESR 45
(Monroe & Randolph Counties)
For Regional Superintendent Of Schools
(Unexpired 2-Year Term)
(Vote for ONE)

	REGISTERED VOTERS	BALLOTS CAST	TURNOUT	NO CANDIDATE
Precinct 36	578	11	1.90%	0
Precinct 37	566	19	3.36%	0
MONROE TOTALS	23,435	667	2.85%	0
TOTALS	23,435	667	2.85%	0


CANVASS OF VOTES
in Monroe County, Illinois at the General Primary on Tuesday, March 18, 2014

STATE OF ILLINOIS
COUNTY OF MONROE

ESR 45
(Monroe & Randolph Counties)

I, Dennis M. Knobloch, Monroe County Clerk, do hereby certify that the above is a correct copy of the Canvass of votes cast at the General Primary held in Monroe County on Tuesday, March 18, 2014. This canvass was made by the County Canvassing Board of Monroe County and is now on file in my office.

Dated: Tuesday, April 8, 2014



Dennis M. Knobloch, Monroe County Clerk

General Primary
March 18, 2014
Democratic Precinct Committeemen
Monroe County, Illinois



Dated: Tuesday, April 8, 2014
Issued by:

A handwritten signature in black ink, appearing to read "Dennis M. Knobloch".

Dennis M. Knobloch
Monroe County Clerk

Democrat Precinct Committeemen

Precinct 1

Registered Voters	707
Weighted Vote	29
Ballots Cast	29
Turnout	4.10%
ALAN PIRTLE	26

Precinct 2

Registered Voters	616
Weighted Vote	12
Ballots Cast	12
Turnout	1.95%
ROBERT SCHLEGEL	11

Precinct 3

Registered Voters	551
Weighted Vote	12
Ballots Cast	12
Turnout	2.18%
NO CANDIDATE	0

Precinct 4

Registered Voters	602
Weighted Vote	20
Ballots Cast	20
Turnout	3.32%
DANIEL E. SCHUMER	18

Precinct 5

Registered Voters	506
Weighted Vote	23
Ballots Cast	23
Turnout	4.55%
E. JEANNINE BELT	19

Precinct 6

Registered Voters	942
Weighted Vote	21
Ballots Cast	21
Turnout	2.23%
DANIEL L. (DANNY) SCHNOEKER II	18

Democrat Precinct Committeemen

Precinct 7

Registered Voters	801
Weighted Vote	16
Ballots Cast	16
Turnout	2.00%
NO CANDIDATE	0

Precinct 8

Registered Voters	575
Weighted Vote	24
Ballots Cast	24
Turnout	4.17%
RICHARD E. CALDWELL	20

Precinct 9

Registered Voters	643
Weighted Vote	42
Ballots Cast	42
Turnout	6.53%
TERRY G. HOLCOMB	38

Precinct 10

Registered Voters	746
Weighted Vote	12
Ballots Cast	12
Turnout	1.61%
NO CANDIDATE	0

Precinct 11

Registered Voters	595
Weighted Vote	20
Ballots Cast	20
Turnout	3.36%
RONALD ROEVER	16

Precinct 12

Registered Voters	677
Weighted Vote	27
Ballots Cast	27
Turnout	3.99%
SCOT LUCHTEFELD	25

Democrat Precinct Committeemen

Precinct 13

Registered Voters	539
Weighted Vote	15
Ballots Cast	15
Turnout	2.78%
PAMELA J. MUERTZ	14

Precinct 14

Registered Voters	756
Weighted Vote	19
Ballots Cast	19
Turnout	2.51%
RICHARD A. BIBY	16

Precinct 15

Registered Voters	641
Weighted Vote	19
Ballots Cast	19
Turnout	2.96%
GARY ROEVER	18

Precinct 16

Registered Voters	538
Weighted Vote	27
Ballots Cast	27
Turnout	5.02%
NO CANDIDATE	0

Precinct 17

Registered Voters	583
Weighted Vote	20
Ballots Cast	20
Turnout	3.43%
JAMES J. HOPKINS	20

Precinct 18

Registered Voters	553
Weighted Vote	13
Ballots Cast	13
Turnout	2.35%
NO CANDIDATE	0

Democrat Precinct Committeemen

Precinct 19

Registered Voters	553
Weighted Vote	10
Ballots Cast	10
Turnout	1.81%
MARGARET A. FRANCOIS	10

Precinct 20

Registered Voters	815
Weighted Vote	22
Ballots Cast	22
Turnout	2.70%
MICHAEL L. CLIFTON	22

Precinct 21

Registered Voters	692
Weighted Vote	13
Ballots Cast	13
Turnout	1.88%
NO CANDIDATE	0

Precinct 22

Registered Voters	738
Weighted Vote	23
Ballots Cast	23
Turnout	3.12%
SANDRA REED	18

Precinct 23

Registered Voters	732
Weighted Vote	27
Ballots Cast	27
Turnout	3.69%
NO CANDIDATE	0

Precinct 24

Registered Voters	560
Weighted Vote	18
Ballots Cast	18
Turnout	3.21%
JONATHAN J. LEWIS	18

Democrat Precinct Committeemen

Precinct 25

Registered Voters	547
Weighted Vote	4
Ballots Cast	4
Turnout	0.73%
NO CANDIDATE	0

Precinct 26

Registered Voters	582
Weighted Vote	10
Ballots Cast	10
Turnout	1.72%
NO CANDIDATE	0

Precinct 27

Registered Voters	550
Weighted Vote	7
Ballots Cast	7
Turnout	1.27%
NO CANDIDATE	0

Precinct 28

Registered Voters	732
Weighted Vote	12
Ballots Cast	12
Turnout	1.64%
NO CANDIDATE	0

Precinct 29

Registered Voters	873
Weighted Vote	28
Ballots Cast	28
Turnout	3.21%
NO CANDIDATE	0

Precinct 30

Registered Voters	710
Weighted Vote	12
Ballots Cast	12
Turnout	1.69%
NO CANDIDATE	0

Democrat Precinct Committeemen

Precinct 31

Registered Voters	560
Weighted Vote	26
Ballots Cast	26
Turnout	4.64%
ALICE CLAUDETTE GILBERT	25

Precinct 32

Registered Voters	518
Weighted Vote	23
Ballots Cast	23
Turnout	4.44%
CORY CAYWOOD	21

Precinct 33

Registered Voters	563
Weighted Vote	31
Ballots Cast	31
Turnout	5.51%
SANDRA L. SAUGET	29

Precinct 34

Registered Voters	465
Weighted Vote	4
Ballots Cast	4
Turnout	0.86%
NO CANDIDATE	0

Precinct 35

Registered Voters	637
Weighted Vote	17
Ballots Cast	17
Turnout	2.67%
SCOTT W. ANTROBUS	16

Precinct 36

Registered Voters	578
Weighted Vote	11
Ballots Cast	11
Turnout	1.90%
NO CANDIDATE	0

Democrat Precinct Committeemen

Precinct 37

Registered Voters	566
Weighted Vote	19
Ballots Cast	19
Turnout	3.36%
MELISSA EVANS	17

General Primary
March 18, 2014
Official Abstract of Green Votes
Monroe County, Illinois



Dated: Tuesday, April 8, 2014
Issued by:

A handwritten signature in black ink, appearing to read "Dennis M. Knobloch".

Dennis M. Knobloch
Monroe County Clerk

ABSTRACT OF GREEN VOTES

in Monroe County, Illinois at the General Primary on Tuesday, March 18, 2014

STATE OF ILLINOIS
COUNTY OF MONROE

SUMMARY OF VOTES

Precincts Reporting:	37
Registered Voters:	23,542
Total Ballots Cast:	3

ABSTRACT OF GREEN VOTES
in Monroe County, Illinois at the General Primary on Tuesday, March 18, 2014

STATE OF ILLINOIS
COUNTY OF MONROE

12TH CONGRESSIONAL DISTRICT

Precincts Reporting:	37
Registered Voters:	23,542
Ballots Cast:	3


For Representative In Congress
(Vote for ONE)

PAULA BRADSHAW

3

I, Dennis M. Knobloch, Monroe County Clerk, do hereby certify that the above is a correct copy of the Canvass of votes cast at the General Primary held in Monroe County on Tuesday, March 18, 2014. This canvass was made by the County Canvassing Board of Monroe County and is now on file in my office.

Dated: Tuesday, April 8, 2014



Dennis M. Knobloch, Monroe County Clerk

General Primary
March 18, 2014
Official Green Canvass
Monroe County, Illinois



Dated: Tuesday, April 8, 2014
Issued by:

A handwritten signature in black ink, appearing to read "Dennis M. Knobloch".

Dennis M. Knobloch
Monroe County Clerk

General Primary
March 18, 2014
Dennis M. Knobloch
Monroe County Clerk

Summary of Votes by Precinct

	REGISTERED VOTERS	BALLOTS CAST	TURNOUT
Precinct 1	707	1	0.14%
Precinct 2	616	0	0.00%
Precinct 3	551	0	0.00%
Precinct 4	602	0	0.00%
Precinct 5	506	0	0.00%
Precinct 6	942	0	0.00%
Precinct 7	801	0	0.00%
Precinct 8	575	0	0.00%
Precinct 9	643	0	0.00%
Precinct 10	746	0	0.00%
Precinct 11	595	0	0.00%
Precinct 12	677	0	0.00%
Precinct 13	539	0	0.00%
Precinct 14	756	0	0.00%
Precinct 15	641	0	0.00%
Precinct 16	538	0	0.00%
Precinct 17	583	0	0.00%
Precinct 18	553	0	0.00%
Precinct 19	553	0	0.00%
Precinct 20	815	0	0.00%
Precinct 21	692	0	0.00%
Precinct 22	738	0	0.00%
Precinct 23	732	0	0.00%
Precinct 24	560	0	0.00%
Precinct 25	547	0	0.00%
Precinct 26	582	0	0.00%
Precinct 27	550	0	0.00%
Precinct 28	732	0	0.00%
Precinct 29	873	0	0.00%
Precinct 30	710	0	0.00%
Precinct 31	560	0	0.00%
Precinct 32	518	2	0.39%
Precinct 33	563	0	0.00%
Precinct 34	465	0	0.00%
Precinct 35	637	0	0.00%

General Primary
March 18, 2014
Dennis M. Knobloch
Monroe County Clerk

Summary of Votes by Precinct

	REGISTERED VOTERS	BALLOTS CAST	TURNOUT
Precinct 36	578	0	0.00%
Precinct 37	566	0	0.00%
MONROE TOTALS	23,542	3	0.01%
TOTALS	23,542	3	0.01%

General Primary
March 18, 2014
Official Green Canvass
Monroe County, Illinois



12th Congressional District

Dated: Tuesday, April 8, 2014
Issued by:

A handwritten signature in black ink, appearing to read "Dennis M. Knobloch".

Dennis M. Knobloch
Monroe County Clerk

General Primary
March 18, 2014
Dennis M. Knobloch
Monroe County Clerk

12th Congressional District
For Representative In Congress
(Vote for ONE)

	REGISTERED VOTERS	BALLOTS CAST	TURNOUT	PAULA BRADSHAW
Precinct 1	707	1	0.14%	1
Precinct 2	616	0	0.00%	0
Precinct 3	551	0	0.00%	0
Precinct 4	602	0	0.00%	0
Precinct 5	506	0	0.00%	0
Precinct 6	942	0	0.00%	0
Precinct 7	801	0	0.00%	0
Precinct 8	575	0	0.00%	0
Precinct 9	643	0	0.00%	0
Precinct 10	746	0	0.00%	0
Precinct 11	595	0	0.00%	0
Precinct 12	677	0	0.00%	0
Precinct 13	539	0	0.00%	0
Precinct 14	756	0	0.00%	0
Precinct 15	641	0	0.00%	0
Precinct 16	538	0	0.00%	0
Precinct 17	583	0	0.00%	0
Precinct 18	553	0	0.00%	0
Precinct 19	553	0	0.00%	0
Precinct 20	815	0	0.00%	0
Precinct 21	692	0	0.00%	0
Precinct 22	738	0	0.00%	0
Precinct 23	732	0	0.00%	0
Precinct 24	560	0	0.00%	0
Precinct 25	547	0	0.00%	0
Precinct 26	582	0	0.00%	0
Precinct 27	550	0	0.00%	0
Precinct 28	732	0	0.00%	0
Precinct 29	873	0	0.00%	0
Precinct 30	710	0	0.00%	0
Precinct 31	560	0	0.00%	0
Precinct 32	518	2	0.39%	2
Precinct 33	563	0	0.00%	0
Precinct 34	465	0	0.00%	0
Precinct 35	637	0	0.00%	0

General Primary
March 18, 2014
Dennis M. Knobloch
Monroe County Clerk

12th Congressional District
For Representative In Congress
(Vote for ONE)

	REGISTERED VOTERS	BALLOTS CAST	TURNOUT	PAULA BRADSHAW
Precinct 36	578	0	0.00%	0
Precinct 37	566	0	0.00%	0
MONROE TOTALS	23,542	3	0.01%	3
TOTALS	23,542	3	0.01%	3


CANVASS OF VOTES
in Monroe County, Illinois at the General Primary on Tuesday, March 18, 2014

STATE OF ILLINOIS
COUNTY OF MONROE

12th Congressional District

I, Dennis M. Knobloch, Monroe County Clerk, do hereby certify that the above is a correct copy of the Canvass of votes cast at the General Primary held in Monroe County on Tuesday, March 18, 2014. This canvass was made by the County Canvassing Board of Monroe County and is now on file in my office.

Dated: Tuesday, April 8, 2014



Dennis M. Knobloch, Monroe County Clerk

General Primary
March 18, 2014
Green Precinct Committeemen
Monroe County, Illinois



Dated: Tuesday, April 8, 2014
Issued by:

A handwritten signature in black ink, appearing to read "Dennis M. Knobloch".

Dennis M. Knobloch
Monroe County Clerk

Green Precinct Committeemen

Precinct 1

Registered Voters	707
Weighted Vote	1
Ballots Cast	1
Turnout	0.14%
NO CANDIDATE	0

Precinct 2

Registered Voters	616
Weighted Vote	0
Ballots Cast	0
Turnout	0.00%
NO CANDIDATE	0

Precinct 3

Registered Voters	551
Weighted Vote	0
Ballots Cast	0
Turnout	0.00%
NO CANDIDATE	0

Precinct 4

Registered Voters	602
Weighted Vote	0
Ballots Cast	0
Turnout	0.00%
NO CANDIDATE	0

Precinct 5

Registered Voters	506
Weighted Vote	0
Ballots Cast	0
Turnout	0.00%
NO CANDIDATE	0

Precinct 6

Registered Voters	942
Weighted Vote	0
Ballots Cast	0
Turnout	0.00%
NO CANDIDATE	0

Green Precinct Committeemen

Precinct 7

Registered Voters	801
Weighted Vote	0
Ballots Cast	0
Turnout	0.00%
NO CANDIDATE	0

Precinct 8

Registered Voters	575
Weighted Vote	0
Ballots Cast	0
Turnout	0.00%
NO CANDIDATE	0

Precinct 9

Registered Voters	643
Weighted Vote	0
Ballots Cast	0
Turnout	0.00%
NO CANDIDATE	0

Precinct 10

Registered Voters	746
Weighted Vote	0
Ballots Cast	0
Turnout	0.00%
NO CANDIDATE	0

Precinct 11

Registered Voters	595
Weighted Vote	0
Ballots Cast	0
Turnout	0.00%
NO CANDIDATE	0

Precinct 12

Registered Voters	677
Weighted Vote	0
Ballots Cast	0
Turnout	0.00%
NO CANDIDATE	0

Green Precinct Committeemen

Precinct 13

Registered Voters	539
Weighted Vote	0
Ballots Cast	0
Turnout	0.00%
NO CANDIDATE	0

Precinct 14

Registered Voters	756
Weighted Vote	0
Ballots Cast	0
Turnout	0.00%
NO CANDIDATE	0

Precinct 15

Registered Voters	641
Weighted Vote	0
Ballots Cast	0
Turnout	0.00%
NO CANDIDATE	0

Precinct 16

Registered Voters	538
Weighted Vote	0
Ballots Cast	0
Turnout	0.00%
NO CANDIDATE	0

Precinct 17

Registered Voters	583
Weighted Vote	0
Ballots Cast	0
Turnout	0.00%
NO CANDIDATE	0

Precinct 18

Registered Voters	553
Weighted Vote	0
Ballots Cast	0
Turnout	0.00%
NO CANDIDATE	0

Green Precinct Committeemen

Precinct 19

Registered Voters	553
Weighted Vote	0
Ballots Cast	0
Turnout	0.00%
NO CANDIDATE	0

Precinct 20

Registered Voters	815
Weighted Vote	0
Ballots Cast	0
Turnout	0.00%
NO CANDIDATE	0

Precinct 21

Registered Voters	692
Weighted Vote	0
Ballots Cast	0
Turnout	0.00%
NO CANDIDATE	0

Precinct 22

Registered Voters	738
Weighted Vote	0
Ballots Cast	0
Turnout	0.00%
NO CANDIDATE	0

Precinct 23

Registered Voters	732
Weighted Vote	0
Ballots Cast	0
Turnout	0.00%
NO CANDIDATE	0

Precinct 24

Registered Voters	560
Weighted Vote	0
Ballots Cast	0
Turnout	0.00%
NO CANDIDATE	0

Green Precinct Committeemen

Precinct 25

Registered Voters	547
Weighted Vote	0
Ballots Cast	0
Turnout	0.00%
NO CANDIDATE	0

Precinct 26

Registered Voters	582
Weighted Vote	0
Ballots Cast	0
Turnout	0.00%
NO CANDIDATE	0

Precinct 27

Registered Voters	550
Weighted Vote	0
Ballots Cast	0
Turnout	0.00%
NO CANDIDATE	0

Precinct 28

Registered Voters	732
Weighted Vote	0
Ballots Cast	0
Turnout	0.00%
NO CANDIDATE	0

Precinct 29

Registered Voters	873
Weighted Vote	0
Ballots Cast	0
Turnout	0.00%
NO CANDIDATE	0

Precinct 30

Registered Voters	710
Weighted Vote	0
Ballots Cast	0
Turnout	0.00%
NO CANDIDATE	0

Green Precinct Committeemen

Precinct 31

Registered Voters	560
Weighted Vote	0
Ballots Cast	0
Turnout	0.00%
NO CANDIDATE	0

Precinct 32

Registered Voters	518
Weighted Vote	2
Ballots Cast	2
Turnout	0.39%
NO CANDIDATE	0

Precinct 33

Registered Voters	563
Weighted Vote	0
Ballots Cast	0
Turnout	0.00%
NO CANDIDATE	0

Precinct 34

Registered Voters	465
Weighted Vote	0
Ballots Cast	0
Turnout	0.00%
NO CANDIDATE	0

Precinct 35

Registered Voters	637
Weighted Vote	0
Ballots Cast	0
Turnout	0.00%
NO CANDIDATE	0

Precinct 36

Registered Voters	578
Weighted Vote	0
Ballots Cast	0
Turnout	0.00%
NO CANDIDATE	0

Green Precinct Committeemen

Precinct 37

Registered Voters	566
Weighted Vote	0
Ballots Cast	0
Turnout	0.00%
NO CANDIDATE	0

General Primary
March 18, 2014
Official Abstract of Republican Votes
Monroe County, Illinois



Dated: Tuesday, April 8, 2014
Issued by:

A handwritten signature in black ink, appearing to read "Dennis M. Knobloch".

Dennis M. Knobloch
Monroe County Clerk

ABSTRACT OF REPUBLICAN VOTES
in Monroe County, Illinois at the General Primary on Tuesday, March 18, 2014

STATE OF ILLINOIS
COUNTY OF MONROE

SUMMARY OF VOTES

Precincts Reporting:	37
Registered Voters:	23,542
Ballots Cast:	3,137
Federal Ballots Cast:	2
Total Ballots Cast:	3,139

ABSTRACT OF REPUBLICAN VOTES
in Monroe County, Illinois at the General Primary on Tuesday, March 18, 2014

STATE OF ILLINOIS
COUNTY OF MONROE

FEDERAL


Precincts Reporting:	37
Registered Voters:	23,542
Ballots Cast:	3,137
Federal Ballots Cast:	2
Total Ballots Cast:	3,139

**For United States Senator
(Vote for ONE)**

JAMES D. "JIM" OBERWEIS	2,170
DOUGLAS LEE TRUAX	552
SHERRY PROCARIONE (Write-in)	0

I, Dennis M. Knobloch, Monroe County Clerk, do hereby certify that the above is a correct copy of the Canvass of votes cast at the General Primary held in Monroe County on Tuesday, March 18, 2014. This canvass was made by the County Canvassing Board of Monroe County and is now on file in my office.

Dated: Tuesday, April 8, 2014



Dennis M. Knobloch, Monroe County Clerk

ABSTRACT OF REPUBLICAN VOTES
in Monroe County, Illinois at the General Primary on Tuesday, March 18, 2014

STATE OF ILLINOIS
COUNTY OF MONROE

STATE OF ILLINOIS

Precincts Reporting:	37
Registered Voters:	23,542
Ballots Cast:	3,137

**For Governor And Lieutenant Governor
(Vote for ONE)**

(BILL BRADY (MARIA RODRIGUEZ	554
(DAN RUTHERFORD (STEVE KIM	346
(KIRK W. DILLARD (JIL TRACY	1,046
(BRUCE RAUNER (EVELYN SANGUINETTI	1,016

**For Attorney General
(Vote for ONE)**

PAUL M. SCHIMPF	2,540
-----------------	-------

**For Secretary Of State
(Vote for ONE)**

MICHAEL WEBSTER	2,463
-----------------	-------

**For Comptroller
(Vote for ONE)**

JUDY BAAR TOPINKA	2,470
-------------------	-------


**For Treasurer
(Vote for ONE)**

TOM CROSS	1,151
-----------	-------

BOB GROGAN	1,377
------------	-------

I, Dennis M. Knobloch, Monroe County Clerk, do hereby certify that the above is a correct copy of the Canvass of votes cast at the General Primary held in Monroe County on Tuesday, March 18, 2014. This canvass was made by the County Canvassing Board of Monroe County and is now on file in my office.

Dated: Tuesday, April 8, 2014



Dennis M. Knobloch, Monroe County Clerk

ABSTRACT OF REPUBLICAN VOTES
in Monroe County, Illinois at the General Primary on Tuesday, March 18, 2014

STATE OF ILLINOIS
COUNTY OF MONROE

12TH CONGRESSIONAL DISTRICT


Precincts Reporting:	37
Registered Voters:	23,542
Ballots Cast:	3,137
Federal Ballots Cast:	2
Total Ballots Cast:	3,139

For Representative In Congress
(Vote for ONE)

MIKE BOST 2,474

I, Dennis M. Knobloch, Monroe County Clerk, do hereby certify that the above is a correct copy of the Canvass of votes cast at the General Primary held in Monroe County on Tuesday, March 18, 2014. This canvass was made by the County Canvassing Board of Monroe County and is now on file in my office.

Dated: Tuesday, April 8, 2014



Dennis M. Knobloch, Monroe County Clerk

ABSTRACT OF REPUBLICAN VOTES
in Monroe County, Illinois at the General Primary on Tuesday, March 18, 2014

STATE OF ILLINOIS
COUNTY OF MONROE

116TH REPRESENTATIVE DISTRICT

Precincts Reporting:	37
Registered Voters:	23,542
Ballots Cast:	3,137


For Representative In The General Assembly
(Vote for ONE)

NO CANDIDATE

0

I, Dennis M. Knobloch, Monroe County Clerk, do hereby certify that the above is a correct copy of the Canvass of votes cast at the General Primary held in Monroe County on Tuesday, March 18, 2014. This canvass was made by the County Canvassing Board of Monroe County and is now on file in my office.

Dated: Tuesday, April 8, 2014



Dennis M. Knobloch, Monroe County Clerk

ABSTRACT OF REPUBLICAN VOTES
in Monroe County, Illinois at the General Primary on Tuesday, March 18, 2014

STATE OF ILLINOIS
COUNTY OF MONROE

MONROE COUNTY

Precincts Reporting:	37
Registered Voters:	23,542
Ballots Cast:	3,137

**County Clerk
(Vote for ONE)**

DENNIS M. KNOBLOCH	2,713
--------------------	-------

**County Treasurer
(Vote for ONE)**

KEVIN W. KOENIGSTEIN	2,585
----------------------	-------

**County Sheriff
(Vote for ONE)**

JOSEPH BRAUER	883
---------------	-----

NEAL ROHLFING	2,198
---------------	-------

**County Supervisor of Assessments
(Vote for ONE)**

CARL D. WUERTZ	2,411
----------------	-------


**For County Commissioner
(Vote for ONE)**

FRANKLIN E. KOHLER	1,199
--------------------	-------

ROBERT (BOB) ELMORE	1,617
---------------------	-------

I, Dennis M. Knobloch, Monroe County Clerk, do hereby certify that the above is a correct copy of the Canvass of votes cast at the General Primary held in Monroe County on Tuesday, March 18, 2014. This canvass was made by the County Canvassing Board of Monroe County and is now on file in my office.

Dated: Tuesday, April 8, 2014



Dennis M. Knobloch, Monroe County Clerk

ABSTRACT OF REPUBLICAN VOTES
in Monroe County, Illinois at the General Primary on Tuesday, March 18, 2014

STATE OF ILLINOIS
COUNTY OF MONROE

ESR 45
(MONROE & RANDOLPH COUNTIES)

Precincts Reporting:	37
Registered Voters:	23,435
Ballots Cast:	3,120

For Regional Superintendent Of Schools
(Vote for ONE)


KELTON DAVIS 2,484

For Regional Superintendent Of Schools
(Unexpired 2-Year Term)
(Vote for ONE)

KELTON DAVIS 2,416

I, Dennis M. Knobloch, Monroe County Clerk, do hereby certify that the above is a correct copy of the Canvass of votes cast at the General Primary held in Monroe County on Tuesday, March 18, 2014. This canvass was made by the County Canvassing Board of Monroe County and is now on file in my office.

Dated: Tuesday, April 8, 2014



Dennis M. Knobloch, Monroe County Clerk

General Primary
March 18, 2014
Official Republican Canvass
Monroe County, Illinois



Dated: Tuesday, April 8, 2014
Issued by:

A handwritten signature in black ink, appearing to read "Dennis M. Knobloch".

Dennis M. Knobloch
Monroe County Clerk

General Primary
March 18, 2014
Dennis M. Knobloch
Monroe County Clerk

Summary of Votes by Precinct

	REGISTERED VOTERS	BALLOTS CAST	FEDERAL BALLOTS CAST	TOTAL BALLOTS CAST	TURNOUT
Precinct 1	707	70	0	70	9.90%
Precinct 2	616	51	0	51	8.28%
Precinct 3	551	71	0	71	12.89%
Precinct 4	602	56	0	56	9.30%
Precinct 5	506	58	0	58	11.46%
Precinct 6	942	181	0	181	19.21%
Precinct 7	801	115	0	115	14.36%
Precinct 8	575	60	0	60	10.43%
Precinct 9	643	87	0	87	13.53%
Precinct 10	746	75	0	75	10.05%
Precinct 11	595	95	0	95	15.97%
Precinct 12	677	167	0	167	24.67%
Precinct 13	539	86	1	87	16.14%
Precinct 14	756	98	0	98	12.96%
Precinct 15	641	97	0	97	15.13%
Precinct 16	538	85	0	85	15.80%
Precinct 17	583	59	0	59	10.12%
Precinct 18	553	101	0	101	18.26%
Precinct 19	553	81	0	81	14.65%
Precinct 20	815	86	0	86	10.55%
Precinct 21	692	64	0	64	9.25%
Precinct 22	738	107	0	107	14.50%
Precinct 23	732	102	0	102	13.93%
Precinct 24	560	63	0	63	11.25%
Precinct 25	547	52	0	52	9.51%
Precinct 26	582	99	1	100	17.18%
Precinct 27	550	98	0	98	17.82%
Precinct 28	732	116	0	116	15.85%
Precinct 29	873	142	0	142	16.27%
Precinct 30	710	125	0	125	17.61%
Precinct 31	560	60	0	60	10.71%
Precinct 32	518	48	0	48	9.27%
Precinct 33	563	73	0	73	12.97%
Precinct 34	465	27	0	27	5.81%
Precinct 35	637	63	0	63	9.89%

General Primary
March 18, 2014
Dennis M. Knobloch
Monroe County Clerk

Summary of Votes by Precinct

	REGISTERED VOTERS	BALLOTS CAST	FEDERAL BALLOTS CAST	TOTAL BALLOTS CAST	TURNOUT
Precinct 36	578	66	0	66	11.42%
Precinct 37	566	53	0	53	9.36%
MONROE TOTALS	23,542	3,137	2	3,139	13.33%
TOTALS	23,542	3,137	2	3,139	13.33%

General Primary
March 18, 2014
Official Republican Canvass
Monroe County, Illinois



Federal

Dated: Tuesday, April 8, 2014
Issued by:

A handwritten signature in black ink, appearing to read "Dennis M. Knobloch".

Dennis M. Knobloch
Monroe County Clerk

General Primary
March 18, 2014
Dennis M. Knobloch
Monroe County Clerk

Federal
For United States Senator
(Vote for ONE)

	REGISTERED VOTERS	BALLOTS CAST	FEDERAL BALLOTS CAST	TOTAL BALLOTS CAST	TURNOUT	JAMES D. "JIM" OBERWEIS	DOUGLAS LEE TRUAX	SHERRY PROCARIONE (Write-in)
Precinct 1	707	70	0	70	9.90%	46	15	0
Precinct 2	616	51	0	51	8.28%	30	13	0
Precinct 3	551	71	0	71	12.89%	44	14	0
Precinct 4	602	56	0	56	9.30%	35	14	0
Precinct 5	506	58	0	58	11.46%	40	14	0
Precinct 6	942	181	0	181	19.21%	131	30	0
Precinct 7	801	115	0	115	14.36%	75	21	0
Precinct 8	575	60	0	60	10.43%	38	12	0
Precinct 9	643	87	0	87	13.53%	66	14	0
Precinct 10	746	75	0	75	10.05%	51	19	0
Precinct 11	595	95	0	95	15.97%	68	7	0
Precinct 12	677	167	0	167	24.67%	109	26	0
Precinct 13	539	86	1	87	16.14%	62	16	0
Precinct 14	756	98	0	98	12.96%	60	28	0
Precinct 15	641	97	0	97	15.13%	70	18	0
Precinct 16	538	85	0	85	15.80%	57	20	0
Precinct 17	583	59	0	59	10.12%	47	7	0
Precinct 18	553	101	0	101	18.26%	71	18	0
Precinct 19	553	81	0	81	14.65%	54	16	0
Precinct 20	815	86	0	86	10.55%	59	17	0
Precinct 21	692	64	0	64	9.25%	48	8	0
Precinct 22	738	107	0	107	14.50%	76	18	0
Precinct 23	732	102	0	102	13.93%	79	13	0
Precinct 24	560	63	0	63	11.25%	43	11	0
Precinct 25	547	52	0	52	9.51%	33	15	0
Precinct 26	582	99	1	100	17.18%	71	10	0
Precinct 27	550	98	0	98	17.82%	75	11	0
Precinct 28	732	116	0	116	15.85%	74	17	0
Precinct 29	873	142	0	142	16.27%	107	21	0
Precinct 30	710	125	0	125	17.61%	80	22	0
Precinct 31	560	60	0	60	10.71%	38	14	0
Precinct 32	518	48	0	48	9.27%	32	9	0
Precinct 33	563	73	0	73	12.97%	46	11	0
Precinct 34	465	27	0	27	5.81%	17	7	0
Precinct 35	637	63	0	63	9.89%	44	12	0

General Primary
March 18, 2014
Dennis M. Knobloch
Monroe County Clerk

Federal
For United States Senator
(Vote for ONE)

	REGISTERED VOTERS	BALLOTS CAST	FEDERAL BALLOTS CAST	TOTAL BALLOTS CAST	TURNOUT	JAMES D. "JIM" OBERWEIS	DOUGLAS LEE TRUAX	SHERRY PROCARIONE (Write-in)
Precinct 36	578	66	0	66	11.42%	54	9	0
Precinct 37	566	53	0	53	9.36%	40	5	0
MONROE TOTALS	23,542	3,137	2	3,139	13.33%	2,170	552	0
TOTALS	23,542	3,137	2	3,139	13.33%	2,170	552	0


CANVASS OF VOTES
in Monroe County, Illinois at the General Primary on Tuesday, March 18, 2014

STATE OF ILLINOIS
COUNTY OF MONROE

Federal

I, Dennis M. Knobloch, Monroe County Clerk, do hereby certify that the above is a correct copy of the Canvass of votes cast at the General Primary held in Monroe County on Tuesday, March 18, 2014. This canvass was made by the County Canvassing Board of Monroe County and is now on file in my office.

Dated: Tuesday, April 8, 2014



Dennis M. Knobloch, Monroe County Clerk

General Primary
March 18, 2014
Official Republican Canvass
Monroe County, Illinois



State of Illinois

Dated: Tuesday, April 8, 2014
Issued by:

A handwritten signature in black ink, appearing to read "Dennis M. Knobloch".

Dennis M. Knobloch
Monroe County Clerk

General Primary
March 18, 2014
Dennis M. Knobloch
Monroe County Clerk

State of Illinois
For Governor And Lieutenant Governor
(Vote for ONE)

	REGISTERED VOTERS	BALLOTS CAST	TURNOUT	(BILL BRADY (MARIA RODRIGUEZ	(DAN RUTHERFORD (STEVE KIM	(KIRK W. DILLARD (JIL TRACY	(BRUCE RAUNER (EVELYN SANGUINETTI
Precinct 1	707	70	9.90%	5	8	31	23
Precinct 2	616	51	8.28%	9	5	19	17
Precinct 3	551	71	12.89%	10	11	20	25
Precinct 4	602	56	9.30%	14	9	19	11
Precinct 5	506	58	11.46%	11	5	19	22
Precinct 6	942	181	19.21%	29	15	58	69
Precinct 7	801	115	14.36%	21	13	34	39
Precinct 8	575	60	10.43%	8	12	19	20
Precinct 9	643	87	13.53%	11	13	33	28
Precinct 10	746	75	10.05%	14	7	35	18
Precinct 11	595	95	15.97%	19	9	29	27
Precinct 12	677	167	24.67%	30	23	56	44
Precinct 13	539	86	15.96%	15	10	36	21
Precinct 14	756	98	12.96%	20	14	30	29
Precinct 15	641	97	15.13%	10	8	32	45
Precinct 16	538	85	15.80%	19	9	29	24
Precinct 17	583	59	10.12%	5	8	21	23
Precinct 18	553	101	18.26%	16	18	29	31
Precinct 19	553	81	14.65%	13	8	29	26
Precinct 20	815	86	10.55%	15	11	37	20
Precinct 21	692	64	9.25%	5	1	35	21
Precinct 22	738	107	14.50%	25	12	28	34
Precinct 23	732	102	13.93%	12	19	41	25
Precinct 24	560	63	11.25%	11	3	24	21
Precinct 25	547	52	9.51%	9	2	24	17
Precinct 26	582	99	17.01%	23	10	26	32
Precinct 27	550	98	17.82%	11	14	24	41
Precinct 28	732	116	15.85%	25	9	33	39
Precinct 29	873	142	16.27%	27	15	40	56
Precinct 30	710	125	17.61%	21	9	42	45
Precinct 31	560	60	10.71%	15	11	16	13
Precinct 32	518	48	9.27%	11	3	18	12
Precinct 33	563	73	12.97%	18	8	16	25
Precinct 34	465	27	5.81%	6	1	8	11
Precinct 35	637	63	9.89%	15	7	19	21

General Primary
March 18, 2014
Dennis M. Knobloch
Monroe County Clerk

State of Illinois
For Governor And Lieutenant Governor
(Vote for ONE)

	REGISTERED VOTERS	BALLOTS CAST	TURNOUT	(BILL BRADY (MARIA RODRIGUEZ	(DAN RUTHERFORD (STEVE KIM	(KIRK W. DILLARD (JIL TRACY	(BRUCE RAUNER (EVELYN SANGUINETTI
Precinct 36	578	66	11.42%	17	3	18	24
Precinct 37	566	53	9.36%	9	3	19	17
MONROE TOTALS	23,542	3,137	13.33%	554	346	1,046	1,016
TOTALS	23,542	3,137	13.33%	554	346	1,046	1,016

General Primary
March 18, 2014
Dennis M. Knobloch
Monroe County Clerk

State of Illinois
For Attorney General
(Vote for ONE)

	REGISTERED VOTERS	BALLOTS CAST	TURNOUT	PAUL M. SCHIMPF
Precinct 1	707	70	9.90%	53
Precinct 2	616	51	8.28%	42
Precinct 3	551	71	12.89%	54
Precinct 4	602	56	9.30%	43
Precinct 5	506	58	11.46%	49
Precinct 6	942	181	19.21%	155
Precinct 7	801	115	14.36%	94
Precinct 8	575	60	10.43%	47
Precinct 9	643	87	13.53%	72
Precinct 10	746	75	10.05%	63
Precinct 11	595	95	15.97%	76
Precinct 12	677	167	24.67%	121
Precinct 13	539	86	15.96%	71
Precinct 14	756	98	12.96%	77
Precinct 15	641	97	15.13%	82
Precinct 16	538	85	15.80%	72
Precinct 17	583	59	10.12%	51
Precinct 18	553	101	18.26%	80
Precinct 19	553	81	14.65%	66
Precinct 20	815	86	10.55%	72
Precinct 21	692	64	9.25%	51
Precinct 22	738	107	14.50%	84
Precinct 23	732	102	13.93%	90
Precinct 24	560	63	11.25%	50
Precinct 25	547	52	9.51%	43
Precinct 26	582	99	17.01%	74
Precinct 27	550	98	17.82%	82
Precinct 28	732	116	15.85%	90
Precinct 29	873	142	16.27%	116
Precinct 30	710	125	17.61%	104
Precinct 31	560	60	10.71%	50
Precinct 32	518	48	9.27%	38
Precinct 33	563	73	12.97%	60
Precinct 34	465	27	5.81%	22
Precinct 35	637	63	9.89%	51

General Primary
March 18, 2014
Dennis M. Knobloch
Monroe County Clerk

State of Illinois
For Attorney General
(Vote for ONE)

	REGISTERED VOTERS	BALLOTS CAST	TURNOUT	PAUL M. SCHIMPF
Precinct 36	578	66	11.42%	54
Precinct 37	566	53	9.36%	41
MONROE TOTALS	23,542	3,137	13.33%	2,540
TOTALS	23,542	3,137	13.33%	2,540

General Primary
March 18, 2014
Dennis M. Knobloch
Monroe County Clerk

State of Illinois
For Secretary Of State
(Vote for ONE)

	REGISTERED VOTERS	BALLOTS CAST	TURNOUT	MICHAEL WEBSTER
Precinct 1	707	70	9.90%	50
Precinct 2	616	51	8.28%	42
Precinct 3	551	71	12.89%	49
Precinct 4	602	56	9.30%	42
Precinct 5	506	58	11.46%	48
Precinct 6	942	181	19.21%	155
Precinct 7	801	115	14.36%	87
Precinct 8	575	60	10.43%	46
Precinct 9	643	87	13.53%	69
Precinct 10	746	75	10.05%	65
Precinct 11	595	95	15.97%	72
Precinct 12	677	167	24.67%	118
Precinct 13	539	86	15.96%	69
Precinct 14	756	98	12.96%	77
Precinct 15	641	97	15.13%	81
Precinct 16	538	85	15.80%	72
Precinct 17	583	59	10.12%	49
Precinct 18	553	101	18.26%	79
Precinct 19	553	81	14.65%	64
Precinct 20	815	86	10.55%	72
Precinct 21	692	64	9.25%	51
Precinct 22	738	107	14.50%	81
Precinct 23	732	102	13.93%	89
Precinct 24	560	63	11.25%	50
Precinct 25	547	52	9.51%	44
Precinct 26	582	99	17.01%	68
Precinct 27	550	98	17.82%	77
Precinct 28	732	116	15.85%	81
Precinct 29	873	142	16.27%	111
Precinct 30	710	125	17.61%	102
Precinct 31	560	60	10.71%	50
Precinct 32	518	48	9.27%	36
Precinct 33	563	73	12.97%	54
Precinct 34	465	27	5.81%	22
Precinct 35	637	63	9.89%	47

General Primary
March 18, 2014
Dennis M. Knobloch
Monroe County Clerk

State of Illinois
For Secretary Of State
(Vote for ONE)

	REGISTERED VOTERS	BALLOTS CAST	TURNOUT	MICHAEL WEBSTER
Precinct 36	578	66	11.42%	53
Precinct 37	566	53	9.36%	41
MONROE TOTALS	23,542	3,137	13.33%	2,463
TOTALS	23,542	3,137	13.33%	2,463

General Primary
March 18, 2014
Dennis M. Knobloch
Monroe County Clerk

State of Illinois
For Comptroller
(Vote for ONE)

	REGISTERED VOTERS	BALLOTS CAST	TURNOUT	JUDY BAAR TOPINKA
Precinct 1	707	70	9.90%	44
Precinct 2	616	51	8.28%	45
Precinct 3	551	71	12.89%	50
Precinct 4	602	56	9.30%	40
Precinct 5	506	58	11.46%	49
Precinct 6	942	181	19.21%	152
Precinct 7	801	115	14.36%	86
Precinct 8	575	60	10.43%	50
Precinct 9	643	87	13.53%	71
Precinct 10	746	75	10.05%	65
Precinct 11	595	95	15.97%	69
Precinct 12	677	167	24.67%	122
Precinct 13	539	86	15.96%	70
Precinct 14	756	98	12.96%	72
Precinct 15	641	97	15.13%	80
Precinct 16	538	85	15.80%	69
Precinct 17	583	59	10.12%	49
Precinct 18	553	101	18.26%	83
Precinct 19	553	81	14.65%	59
Precinct 20	815	86	10.55%	68
Precinct 21	692	64	9.25%	54
Precinct 22	738	107	14.50%	80
Precinct 23	732	102	13.93%	87
Precinct 24	560	63	11.25%	50
Precinct 25	547	52	9.51%	42
Precinct 26	582	99	17.01%	74
Precinct 27	550	98	17.82%	85
Precinct 28	732	116	15.85%	82
Precinct 29	873	142	16.27%	116
Precinct 30	710	125	17.61%	100
Precinct 31	560	60	10.71%	50
Precinct 32	518	48	9.27%	36
Precinct 33	563	73	12.97%	54
Precinct 34	465	27	5.81%	21
Precinct 35	637	63	9.89%	48

General Primary
March 18, 2014
Dennis M. Knobloch
Monroe County Clerk

State of Illinois
For Comptroller
(Vote for ONE)

	REGISTERED VOTERS	BALLOTS CAST	TURNOUT	JUDY BAAR TOPINKA
Precinct 36	578	66	11.42%	55
Precinct 37	566	53	9.36%	43
MONROE TOTALS	23,542	3,137	13.33%	2,470
TOTALS	23,542	3,137	13.33%	2,470

General Primary
March 18, 2014
Dennis M. Knobloch
Monroe County Clerk

State of Illinois
For Treasurer
(Vote for ONE)

	REGISTERED VOTERS	BALLOTS CAST	TURNOUT	TOM CROSS	BOB GROGAN
Precinct 1	707	70	9.90%	20	34
Precinct 2	616	51	8.28%	19	23
Precinct 3	551	71	12.89%	25	29
Precinct 4	602	56	9.30%	19	27
Precinct 5	506	58	11.46%	11	38
Precinct 6	942	181	19.21%	60	95
Precinct 7	801	115	14.36%	42	43
Precinct 8	575	60	10.43%	20	28
Precinct 9	643	87	13.53%	41	36
Precinct 10	746	75	10.05%	17	49
Precinct 11	595	95	15.97%	41	28
Precinct 12	677	167	24.67%	53	68
Precinct 13	539	86	15.96%	37	31
Precinct 14	756	98	12.96%	29	49
Precinct 15	641	97	15.13%	40	36
Precinct 16	538	85	15.80%	38	32
Precinct 17	583	59	10.12%	22	27
Precinct 18	553	101	18.26%	45	39
Precinct 19	553	81	14.65%	31	30
Precinct 20	815	86	10.55%	36	33
Precinct 21	692	64	9.25%	24	27
Precinct 22	738	107	14.50%	29	54
Precinct 23	732	102	13.93%	45	47
Precinct 24	560	63	11.25%	22	27
Precinct 25	547	52	9.51%	24	20
Precinct 26	582	99	17.01%	29	46
Precinct 27	550	98	17.82%	45	31
Precinct 28	732	116	15.85%	42	45
Precinct 29	873	142	16.27%	62	59
Precinct 30	710	125	17.61%	48	58
Precinct 31	560	60	10.71%	24	24
Precinct 32	518	48	9.27%	20	19
Precinct 33	563	73	12.97%	24	30
Precinct 34	465	27	5.81%	8	15
Precinct 35	637	63	9.89%	16	37

General Primary
March 18, 2014
Dennis M. Knobloch
Monroe County Clerk

State of Illinois
For Treasurer
(Vote for ONE)

	REGISTERED VOTERS	BALLOTS CAST	TURNOUT	TOM CROSS	BOB GROGAN
Precinct 36	578	66	11.42%	28	34
Precinct 37	566	53	9.36%	15	29
MONROE TOTALS	23,542	3,137	13.33%	1,151	1,377
TOTALS	23,542	3,137	13.33%	1,151	1,377


CANVASS OF VOTES
in Monroe County, Illinois at the General Primary on Tuesday, March 18, 2014

STATE OF ILLINOIS
COUNTY OF MONROE

State of Illinois

I, Dennis M. Knobloch, Monroe County Clerk, do hereby certify that the above is a correct copy of the Canvass of votes cast at the General Primary held in Monroe County on Tuesday, March 18, 2014. This canvass was made by the County Canvassing Board of Monroe County and is now on file in my office.

Dated: Tuesday, April 8, 2014



Dennis M. Knobloch, Monroe County Clerk

General Primary
March 18, 2014
Official Republican Canvass
Monroe County, Illinois



12th Congressional District

Dated: Tuesday, April 8, 2014
Issued by:

A handwritten signature in black ink, appearing to read "Dennis M. Knobloch".

Dennis M. Knobloch
Monroe County Clerk

General Primary
March 18, 2014
Dennis M. Knobloch
Monroe County Clerk

12th Congressional District
For Representative In Congress
(Vote for ONE)

	REGISTERED VOTERS	BALLOTS CAST	FEDERAL BALLOTS CAST	TOTAL BALLOTS CAST	TURNOUT	MIKE BOST
Precinct 1	707	70	0	70	9.90%	53
Precinct 2	616	51	0	51	8.28%	40
Precinct 3	551	71	0	71	12.89%	50
Precinct 4	602	56	0	56	9.30%	44
Precinct 5	506	58	0	58	11.46%	50
Precinct 6	942	181	0	181	19.21%	155
Precinct 7	801	115	0	115	14.36%	84
Precinct 8	575	60	0	60	10.43%	46
Precinct 9	643	87	0	87	13.53%	73
Precinct 10	746	75	0	75	10.05%	64
Precinct 11	595	95	0	95	15.97%	73
Precinct 12	677	167	0	167	24.67%	118
Precinct 13	539	86	1	87	16.14%	74
Precinct 14	756	98	0	98	12.96%	77
Precinct 15	641	97	0	97	15.13%	77
Precinct 16	538	85	0	85	15.80%	65
Precinct 17	583	59	0	59	10.12%	51
Precinct 18	553	101	0	101	18.26%	81
Precinct 19	553	81	0	81	14.65%	63
Precinct 20	815	86	0	86	10.55%	69
Precinct 21	692	64	0	64	9.25%	52
Precinct 22	738	107	0	107	14.50%	77
Precinct 23	732	102	0	102	13.93%	88
Precinct 24	560	63	0	63	11.25%	51
Precinct 25	547	52	0	52	9.51%	43
Precinct 26	582	99	1	100	17.18%	73
Precinct 27	550	98	0	98	17.82%	74
Precinct 28	732	116	0	116	15.85%	84
Precinct 29	873	142	0	142	16.27%	117
Precinct 30	710	125	0	125	17.61%	103
Precinct 31	560	60	0	60	10.71%	50
Precinct 32	518	48	0	48	9.27%	38
Precinct 33	563	73	0	73	12.97%	52
Precinct 34	465	27	0	27	5.81%	23
Precinct 35	637	63	0	63	9.89%	48

General Primary
March 18, 2014
Dennis M. Knobloch
Monroe County Clerk

12th Congressional District
For Representative In Congress
(Vote for ONE)

	REGISTERED VOTERS	BALLOTS CAST	FEDERAL BALLOTS CAST	TOTAL BALLOTS CAST	TURNOUT	MIKE BOST
Precinct 36	578	66	0	66	11.42%	54
Precinct 37	566	53	0	53	9.36%	40
MONROE TOTALS	23,542	3,137	2	3,139	13.33%	2,474
TOTALS	23,542	3,137	2	3,139	13.33%	2,474


CANVASS OF VOTES
in Monroe County, Illinois at the General Primary on Tuesday, March 18, 2014

STATE OF ILLINOIS
COUNTY OF MONROE

12th Congressional District

I, Dennis M. Knobloch, Monroe County Clerk, do hereby certify that the above is a correct copy of the Canvass of votes cast at the General Primary held in Monroe County on Tuesday, March 18, 2014. This canvass was made by the County Canvassing Board of Monroe County and is now on file in my office.

Dated: Tuesday, April 8, 2014



Dennis M. Knobloch, Monroe County Clerk

General Primary
March 18, 2014
Official Republican Canvass
Monroe County, Illinois



116th Representative District

Dated: Tuesday, April 8, 2014
Issued by:

A handwritten signature in black ink, appearing to read "Dennis M. Knobloch".

Dennis M. Knobloch
Monroe County Clerk

General Primary
March 18, 2014
Dennis M. Knobloch
Monroe County Clerk

116th Representative District
For Representative In The General Assembly
(Vote for ONE)

	REGISTERED VOTERS	BALLOTS CAST	TURNOUT	NO CANDIDATE
Precinct 1	707	70	9.90%	0
Precinct 2	616	51	8.28%	0
Precinct 3	551	71	12.89%	0
Precinct 4	602	56	9.30%	0
Precinct 5	506	58	11.46%	0
Precinct 6	942	181	19.21%	0
Precinct 7	801	115	14.36%	0
Precinct 8	575	60	10.43%	0
Precinct 9	643	87	13.53%	0
Precinct 10	746	75	10.05%	0
Precinct 11	595	95	15.97%	0
Precinct 12	677	167	24.67%	0
Precinct 13	539	86	15.96%	0
Precinct 14	756	98	12.96%	0
Precinct 15	641	97	15.13%	0
Precinct 16	538	85	15.80%	0
Precinct 17	583	59	10.12%	0
Precinct 18	553	101	18.26%	0
Precinct 19	553	81	14.65%	0
Precinct 20	815	86	10.55%	0
Precinct 21	692	64	9.25%	0
Precinct 22	738	107	14.50%	0
Precinct 23	732	102	13.93%	0
Precinct 24	560	63	11.25%	0
Precinct 25	547	52	9.51%	0
Precinct 26	582	99	17.01%	0
Precinct 27	550	98	17.82%	0
Precinct 28	732	116	15.85%	0
Precinct 29	873	142	16.27%	0
Precinct 30	710	125	17.61%	0
Precinct 31	560	60	10.71%	0
Precinct 32	518	48	9.27%	0
Precinct 33	563	73	12.97%	0
Precinct 34	465	27	5.81%	0
Precinct 35	637	63	9.89%	0

General Primary
March 18, 2014
Dennis M. Knobloch
Monroe County Clerk

116th Representative District
For Representative In The General Assembly
(Vote for ONE)

	REGISTERED VOTERS	BALLOTS CAST	TURNOUT	NO CANDIDATE
Precinct 36	578	66	11.42%	0
Precinct 37	566	53	9.36%	0
MONROE TOTALS	23,542	3,137	13.33%	0
TOTALS	23,542	3,137	13.33%	0


CANVASS OF VOTES
in Monroe County, Illinois at the General Primary on Tuesday, March 18, 2014

STATE OF ILLINOIS
COUNTY OF MONROE

116th Representative District

I, Dennis M. Knobloch, Monroe County Clerk, do hereby certify that the above is a correct copy of the Canvass of votes cast at the General Primary held in Monroe County on Tuesday, March 18, 2014. This canvass was made by the County Canvassing Board of Monroe County and is now on file in my office.

Dated: Tuesday, April 8, 2014



Dennis M. Knobloch, Monroe County Clerk

General Primary
March 18, 2014
Official Republican Canvass
Monroe County, Illinois



Monroe County

Dated: Tuesday, April 8, 2014
Issued by:

A handwritten signature in black ink, appearing to read "Dennis M. Knobloch".

Dennis M. Knobloch
Monroe County Clerk

General Primary
March 18, 2014
Dennis M. Knobloch
Monroe County Clerk

Monroe County
County Clerk
(Vote for ONE)

	REGISTERED VOTERS	BALLOTS CAST	TURNOUT	DENNIS M. KNOBLOCH
Precinct 1	707	70	9.90%	56
Precinct 2	616	51	8.28%	44
Precinct 3	551	71	12.89%	57
Precinct 4	602	56	9.30%	45
Precinct 5	506	58	11.46%	53
Precinct 6	942	181	19.21%	167
Precinct 7	801	115	14.36%	99
Precinct 8	575	60	10.43%	54
Precinct 9	643	87	13.53%	72
Precinct 10	746	75	10.05%	69
Precinct 11	595	95	15.97%	80
Precinct 12	677	167	24.67%	134
Precinct 13	539	86	15.96%	76
Precinct 14	756	98	12.96%	77
Precinct 15	641	97	15.13%	87
Precinct 16	538	85	15.80%	75
Precinct 17	583	59	10.12%	51
Precinct 18	553	101	18.26%	91
Precinct 19	553	81	14.65%	70
Precinct 20	815	86	10.55%	81
Precinct 21	692	64	9.25%	55
Precinct 22	738	107	14.50%	89
Precinct 23	732	102	13.93%	96
Precinct 24	560	63	11.25%	53
Precinct 25	547	52	9.51%	45
Precinct 26	582	99	17.01%	79
Precinct 27	550	98	17.82%	91
Precinct 28	732	116	15.85%	97
Precinct 29	873	142	16.27%	123
Precinct 30	710	125	17.61%	111
Precinct 31	560	60	10.71%	54
Precinct 32	518	48	9.27%	39
Precinct 33	563	73	12.97%	60
Precinct 34	465	27	5.81%	25
Precinct 35	637	63	9.89%	53

General Primary
March 18, 2014
Dennis M. Knobloch
Monroe County Clerk

Monroe County
County Clerk
(Vote for ONE)

	REGISTERED VOTERS	BALLOTS CAST	TURNOUT	DENNIS M. KNOBLOCH
Precinct 36	578	66	11.42%	58
Precinct 37	566	53	9.36%	47
MONROE TOTALS	23,542	3,137	13.33%	2,713
TOTALS	23,542	3,137	13.33%	2,713

General Primary
March 18, 2014
Dennis M. Knobloch
Monroe County Clerk

Monroe County
County Treasurer
(Vote for ONE)

	REGISTERED VOTERS	BALLOTS CAST	TURNOUT	KEVIN W. KOENIGSTEIN
Precinct 1	707	70	9.90%	54
Precinct 2	616	51	8.28%	43
Precinct 3	551	71	12.89%	54
Precinct 4	602	56	9.30%	42
Precinct 5	506	58	11.46%	51
Precinct 6	942	181	19.21%	164
Precinct 7	801	115	14.36%	92
Precinct 8	575	60	10.43%	49
Precinct 9	643	87	13.53%	70
Precinct 10	746	75	10.05%	66
Precinct 11	595	95	15.97%	72
Precinct 12	677	167	24.67%	123
Precinct 13	539	86	15.96%	73
Precinct 14	756	98	12.96%	73
Precinct 15	641	97	15.13%	81
Precinct 16	538	85	15.80%	71
Precinct 17	583	59	10.12%	49
Precinct 18	553	101	18.26%	85
Precinct 19	553	81	14.65%	67
Precinct 20	815	86	10.55%	78
Precinct 21	692	64	9.25%	53
Precinct 22	738	107	14.50%	86
Precinct 23	732	102	13.93%	97
Precinct 24	560	63	11.25%	51
Precinct 25	547	52	9.51%	45
Precinct 26	582	99	17.01%	74
Precinct 27	550	98	17.82%	84
Precinct 28	732	116	15.85%	90
Precinct 29	873	142	16.27%	116
Precinct 30	710	125	17.61%	108
Precinct 31	560	60	10.71%	50
Precinct 32	518	48	9.27%	39
Precinct 33	563	73	12.97%	59
Precinct 34	465	27	5.81%	24
Precinct 35	637	63	9.89%	51

General Primary
March 18, 2014
Dennis M. Knobloch
Monroe County Clerk

Monroe County
County Treasurer
(Vote for ONE)

	REGISTERED VOTERS	BALLOTS CAST	TURNOUT	KEVIN W. KOENIGSTEIN
Precinct 36	578	66	11.42%	55
Precinct 37	566	53	9.36%	46
MONROE TOTALS	23,542	3,137	13.33%	2,585
TOTALS	23,542	3,137	13.33%	2,585

General Primary
March 18, 2014
Dennis M. Knobloch
Monroe County Clerk

Monroe County
County Sheriff
(Vote for ONE)

	REGISTERED VOTERS	BALLOTS CAST	TURNOUT	JOSEPH BRAUER	NEAL ROHLFING
Precinct 1	707	70	9.90%	23	44
Precinct 2	616	51	8.28%	11	39
Precinct 3	551	71	12.89%	22	47
Precinct 4	602	56	9.30%	15	38
Precinct 5	506	58	11.46%	7	49
Precinct 6	942	181	19.21%	27	154
Precinct 7	801	115	14.36%	30	84
Precinct 8	575	60	10.43%	18	39
Precinct 9	643	87	13.53%	20	62
Precinct 10	746	75	10.05%	12	60
Precinct 11	595	95	15.97%	55	40
Precinct 12	677	167	24.67%	66	99
Precinct 13	539	86	15.96%	13	72
Precinct 14	756	98	12.96%	27	68
Precinct 15	641	97	15.13%	20	76
Precinct 16	538	85	15.80%	27	57
Precinct 17	583	59	10.12%	16	43
Precinct 18	553	101	18.26%	35	66
Precinct 19	553	81	14.65%	26	55
Precinct 20	815	86	10.55%	13	73
Precinct 21	692	64	9.25%	12	50
Precinct 22	738	107	14.50%	27	76
Precinct 23	732	102	13.93%	19	82
Precinct 24	560	63	11.25%	5	55
Precinct 25	547	52	9.51%	18	32
Precinct 26	582	99	17.01%	40	58
Precinct 27	550	98	17.82%	36	62
Precinct 28	732	116	15.85%	41	73
Precinct 29	873	142	16.27%	44	98
Precinct 30	710	125	17.61%	45	80
Precinct 31	560	60	10.71%	28	30
Precinct 32	518	48	9.27%	18	30
Precinct 33	563	73	12.97%	24	48
Precinct 34	465	27	5.81%	8	16
Precinct 35	637	63	9.89%	6	56

General Primary
March 18, 2014
Dennis M. Knobloch
Monroe County Clerk

Monroe County
County Sheriff
(Vote for ONE)

	REGISTERED VOTERS	BALLOTS CAST	TURNOUT	JOSEPH BRAUER	NEAL ROHLFING
Precinct 36	578	66	11.42%	19	47
Precinct 37	566	53	9.36%	10	40
MONROE TOTALS	23,542	3,137	13.33%	883	2,198
TOTALS	23,542	3,137	13.33%	883	2,198

General Primary
March 18, 2014
Dennis M. Knobloch
Monroe County Clerk

Monroe County
County Supervisor of Assessments
(Vote for ONE)

	REGISTERED VOTERS	BALLOTS CAST	TURNOUT	CARL D. WUERTZ
Precinct 1	707	70	9.90%	53
Precinct 2	616	51	8.28%	42
Precinct 3	551	71	12.89%	50
Precinct 4	602	56	9.30%	42
Precinct 5	506	58	11.46%	47
Precinct 6	942	181	19.21%	150
Precinct 7	801	115	14.36%	88
Precinct 8	575	60	10.43%	47
Precinct 9	643	87	13.53%	70
Precinct 10	746	75	10.05%	63
Precinct 11	595	95	15.97%	71
Precinct 12	677	167	24.67%	120
Precinct 13	539	86	15.96%	66
Precinct 14	756	98	12.96%	69
Precinct 15	641	97	15.13%	74
Precinct 16	538	85	15.80%	66
Precinct 17	583	59	10.12%	49
Precinct 18	553	101	18.26%	80
Precinct 19	553	81	14.65%	61
Precinct 20	815	86	10.55%	66
Precinct 21	692	64	9.25%	49
Precinct 22	738	107	14.50%	73
Precinct 23	732	102	13.93%	83
Precinct 24	560	63	11.25%	52
Precinct 25	547	52	9.51%	42
Precinct 26	582	99	17.01%	68
Precinct 27	550	98	17.82%	72
Precinct 28	732	116	15.85%	84
Precinct 29	873	142	16.27%	114
Precinct 30	710	125	17.61%	99
Precinct 31	560	60	10.71%	50
Precinct 32	518	48	9.27%	35
Precinct 33	563	73	12.97%	52
Precinct 34	465	27	5.81%	23
Precinct 35	637	63	9.89%	47

General Primary
March 18, 2014
Dennis M. Knobloch
Monroe County Clerk

Monroe County
County Supervisor of Assessments
(Vote for ONE)

	REGISTERED VOTERS	BALLOTS CAST	TURNOUT	CARL D. WUERTZ
Precinct 36	578	66	11.42%	53
Precinct 37	566	53	9.36%	41
MONROE TOTALS	23,542	3,137	13.33%	2,411
TOTALS	23,542	3,137	13.33%	2,411

General Primary
March 18, 2014
Dennis M. Knobloch
Monroe County Clerk

Monroe County
For County Commissioner
(Vote for ONE)

	REGISTERED VOTERS	BALLOTS CAST	TURNOUT	FRANKLIN E. KOHLER	ROBERT (BOB) ELMORE
Precinct 1	707	70	9.90%	31	29
Precinct 2	616	51	8.28%	22	25
Precinct 3	551	71	12.89%	33	25
Precinct 4	602	56	9.30%	16	33
Precinct 5	506	58	11.46%	19	32
Precinct 6	942	181	19.21%	91	80
Precinct 7	801	115	14.36%	34	68
Precinct 8	575	60	10.43%	24	30
Precinct 9	643	87	13.53%	42	37
Precinct 10	746	75	10.05%	35	35
Precinct 11	595	95	15.97%	33	47
Precinct 12	677	167	24.67%	63	78
Precinct 13	539	86	15.96%	21	60
Precinct 14	756	98	12.96%	35	49
Precinct 15	641	97	15.13%	33	58
Precinct 16	538	85	15.80%	32	47
Precinct 17	583	59	10.12%	18	37
Precinct 18	553	101	18.26%	41	55
Precinct 19	553	81	14.65%	34	40
Precinct 20	815	86	10.55%	34	48
Precinct 21	692	64	9.25%	25	31
Precinct 22	738	107	14.50%	35	61
Precinct 23	732	102	13.93%	40	57
Precinct 24	560	63	11.25%	25	26
Precinct 25	547	52	9.51%	18	29
Precinct 26	582	99	17.01%	31	51
Precinct 27	550	98	17.82%	49	39
Precinct 28	732	116	15.85%	31	68
Precinct 29	873	142	16.27%	55	77
Precinct 30	710	125	17.61%	46	67
Precinct 31	560	60	10.71%	24	29
Precinct 32	518	48	9.27%	18	25
Precinct 33	563	73	12.97%	27	43
Precinct 34	465	27	5.81%	9	14
Precinct 35	637	63	9.89%	28	27

General Primary
March 18, 2014
Dennis M. Knobloch
Monroe County Clerk

Monroe County
For County Commissioner
(Vote for ONE)

	REGISTERED VOTERS	BALLOTS CAST	TURNOUT	FRANKLIN E. KOHLER	ROBERT (BOB) ELMORE
Precinct 36	578	66	11.42%	21	38
Precinct 37	566	53	9.36%	26	22
MONROE TOTALS	23,542	3,137	13.33%	1,199	1,617
TOTALS	23,542	3,137	13.33%	1,199	1,617


CANVASS OF VOTES
in Monroe County, Illinois at the General Primary on Tuesday, March 18, 2014

STATE OF ILLINOIS
COUNTY OF MONROE

Monroe County

I, Dennis M. Knobloch, Monroe County Clerk, do hereby certify that the above is a correct copy of the Canvass of votes cast at the General Primary held in Monroe County on Tuesday, March 18, 2014. This canvass was made by the County Canvassing Board of Monroe County and is now on file in my office.

Dated: Tuesday, April 8, 2014



Dennis M. Knobloch, Monroe County Clerk

General Primary
March 18, 2014
Official Republican Canvass
Monroe County, Illinois



ESR 45
(Monroe & Randolph Counties)

Dated: Tuesday, April 8, 2014
Issued by:

A handwritten signature in black ink, appearing to read "Dennis M. Knobloch".

Dennis M. Knobloch
Monroe County Clerk

General Primary
March 18, 2014
Dennis M. Knobloch
Monroe County Clerk

ESR 45
(Monroe & Randolph Counties)
For Regional Superintendent Of Schools
(Vote for ONE)

	REGISTERED VOTERS	BALLOTS CAST	TURNOUT	KELTON DAVIS
Precinct 1	707	70	9.90%	51
Precinct 2	616	51	8.28%	44
Precinct 3	551	71	12.89%	53
Precinct 4	602	56	9.30%	40
Precinct 5	506	58	11.46%	52
Precinct 6	835	164	19.64%	139
Precinct 7	801	115	14.36%	91
Precinct 8	575	60	10.43%	51
Precinct 9	643	87	13.53%	71
Precinct 10	746	75	10.05%	67
Precinct 11	595	95	15.97%	72
Precinct 12	677	167	24.67%	124
Precinct 13	539	86	15.96%	72
Precinct 14	756	98	12.96%	74
Precinct 15	641	97	15.13%	75
Precinct 16	538	85	15.80%	68
Precinct 17	583	59	10.12%	49
Precinct 18	553	101	18.26%	79
Precinct 19	553	81	14.65%	65
Precinct 20	815	86	10.55%	69
Precinct 21	692	64	9.25%	48
Precinct 22	738	107	14.50%	81
Precinct 23	732	102	13.93%	91
Precinct 24	560	63	11.25%	52
Precinct 25	547	52	9.51%	42
Precinct 26	582	99	17.01%	71
Precinct 27	550	98	17.82%	86
Precinct 28	732	116	15.85%	83
Precinct 29	873	142	16.27%	115
Precinct 30	710	125	17.61%	97
Precinct 31	560	60	10.71%	52
Precinct 32	518	48	9.27%	36
Precinct 33	563	73	12.97%	55
Precinct 34	465	27	5.81%	22
Precinct 35	637	63	9.89%	52

General Primary
March 18, 2014
Dennis M. Knobloch
Monroe County Clerk

ESR 45
(Monroe & Randolph Counties)
For Regional Superintendent Of Schools
(Vote for ONE)

	REGISTERED VOTERS	BALLOTS CAST	TURNOUT	KELTON DAVIS
Precinct 36	578	66	11.42%	53
Precinct 37	566	53	9.36%	42
MONROE TOTALS	23,435	3,120	13.31%	2,484
TOTALS	23,435	3,120	13.31%	2,484

General Primary
March 18, 2014
Dennis M. Knobloch
Monroe County Clerk

ESR 45
(Monroe & Randolph Counties)
For Regional Superintendent Of Schools
(Unexpired 2-Year Term)
(Vote for ONE)

	REGISTERED VOTERS	BALLOTS CAST	TURNOUT	KELTON DAVIS
Precinct 1	707	70	9.90%	50
Precinct 2	616	51	8.28%	42
Precinct 3	551	71	12.89%	51
Precinct 4	602	56	9.30%	42
Precinct 5	506	58	11.46%	51
Precinct 6	835	164	19.64%	138
Precinct 7	801	115	14.36%	89
Precinct 8	575	60	10.43%	48
Precinct 9	643	87	13.53%	70
Precinct 10	746	75	10.05%	64
Precinct 11	595	95	15.97%	69
Precinct 12	677	167	24.67%	126
Precinct 13	539	86	15.96%	70
Precinct 14	756	98	12.96%	70
Precinct 15	641	97	15.13%	75
Precinct 16	538	85	15.80%	63
Precinct 17	583	59	10.12%	49
Precinct 18	553	101	18.26%	76
Precinct 19	553	81	14.65%	63
Precinct 20	815	86	10.55%	68
Precinct 21	692	64	9.25%	48
Precinct 22	738	107	14.50%	78
Precinct 23	732	102	13.93%	90
Precinct 24	560	63	11.25%	50
Precinct 25	547	52	9.51%	40
Precinct 26	582	99	17.01%	69
Precinct 27	550	98	17.82%	76
Precinct 28	732	116	15.85%	81
Precinct 29	873	142	16.27%	107
Precinct 30	710	125	17.61%	95
Precinct 31	560	60	10.71%	52
Precinct 32	518	48	9.27%	35
Precinct 33	563	73	12.97%	53
Precinct 34	465	27	5.81%	20
Precinct 35	637	63	9.89%	52

General Primary
March 18, 2014
Dennis M. Knobloch
Monroe County Clerk

ESR 45
(Monroe & Randolph Counties)
For Regional Superintendent Of Schools
(Unexpired 2-Year Term)
(Vote for ONE)

	REGISTERED VOTERS	BALLOTS CAST	TURNOUT	KELTON DAVIS
Precinct 36	578	66	11.42%	53
Precinct 37	566	53	9.36%	43
MONROE TOTALS	23,435	3,120	13.31%	2,416
TOTALS	23,435	3,120	13.31%	2,416


CANVASS OF VOTES
in Monroe County, Illinois at the General Primary on Tuesday, March 18, 2014

STATE OF ILLINOIS
COUNTY OF MONROE

ESR 45
(Monroe & Randolph Counties)

I, Dennis M. Knobloch, Monroe County Clerk, do hereby certify that the above is a correct copy of the Canvass of votes cast at the General Primary held in Monroe County on Tuesday, March 18, 2014. This canvass was made by the County Canvassing Board of Monroe County and is now on file in my office.

Dated: Tuesday, April 8, 2014



Dennis M. Knobloch, Monroe County Clerk

General Primary
March 18, 2014
Republican Precinct Committeemen
Monroe County, Illinois



Dated: Tuesday, April 8, 2014
Issued by:

A handwritten signature in black ink, appearing to read "Dennis M. Knobloch".

Dennis M. Knobloch
Monroe County Clerk

Republican Precinct Committeemen

Precinct 1

Registered Voters	707
Weighted Vote	70
Ballots Cast	70
Turnout	9.90%
NO CANDIDATE	0

Precinct 2

Registered Voters	616
Weighted Vote	51
Ballots Cast	51
Turnout	8.28%
NO CANDIDATE	0

Precinct 3

Registered Voters	551
Weighted Vote	71
Ballots Cast	71
Turnout	12.89%
NO CANDIDATE	0

Precinct 4

Registered Voters	602
Weighted Vote	56
Ballots Cast	56
Turnout	9.30%
KATHLEEN HOPKINS	44

Precinct 5

Registered Voters	506
Weighted Vote	58
Ballots Cast	58
Turnout	11.46%
ROBERT (BOB) HILL	51

Precinct 6

Registered Voters	942
Weighted Vote	181
Ballots Cast	181
Turnout	19.21%
MYRON NEFF	165

Republican Precinct Committeemen

Precinct 7

Registered Voters	801
Weighted Vote	115
Ballots Cast	115
Turnout	14.36%
GEORGE OBERNAGEL	101

Precinct 8

Registered Voters	575
Weighted Vote	60
Ballots Cast	60
Turnout	10.43%
NO CANDIDATE	0

Precinct 9

Registered Voters	643
Weighted Vote	87
Ballots Cast	87
Turnout	13.53%
NO CANDIDATE	0

Precinct 10

Registered Voters	746
Weighted Vote	75
Ballots Cast	75
Turnout	10.05%
EDWIN A. MCLEAN JR	65

Precinct 11

Registered Voters	595
Weighted Vote	95
Ballots Cast	95
Turnout	15.97%
NO CANDIDATE	0

Precinct 12

Registered Voters	677
Weighted Vote	167
Ballots Cast	167
Turnout	24.67%
TONI MITCHELL	145

Republican Precinct Committeemen

Precinct 13

Registered Voters	539
Weighted Vote	87
Ballots Cast	86
Turnout	15.96%
MERRILL W. PRANGE	83

Precinct 14

Registered Voters	756
Weighted Vote	98
Ballots Cast	98
Turnout	12.96%
ALAN J. LESKO	38
BRENDA K. WETTERS	49

Precinct 15

Registered Voters	641
Weighted Vote	97
Ballots Cast	97
Turnout	15.13%
PERRY R. RIECHMANN	82

Precinct 16

Registered Voters	538
Weighted Vote	85
Ballots Cast	85
Turnout	15.80%
MECHELLE CHILDERS	74

Precinct 17

Registered Voters	583
Weighted Vote	59
Ballots Cast	59
Turnout	10.12%
ROBERT (BOB) ELMORE	52

Precinct 18

Registered Voters	553
Weighted Vote	101
Ballots Cast	101
Turnout	18.26%
NO CANDIDATE	0

Republican Precinct Committeemen

Precinct 19

Registered Voters	553
Weighted Vote	81
Ballots Cast	81
Turnout	14.65%
CHUCK PITTMAN	69

Precinct 20

Registered Voters	815
Weighted Vote	86
Ballots Cast	86
Turnout	10.55%
DENNIS M. KNOBLOCH	80

Precinct 21

Registered Voters	692
Weighted Vote	64
Ballots Cast	64
Turnout	9.25%
KEITH TELLOR	50

Precinct 22

Registered Voters	738
Weighted Vote	107
Ballots Cast	107
Turnout	14.50%
GREGORY R. MUSGRAVE	81

Precinct 23

Registered Voters	732
Weighted Vote	102
Ballots Cast	102
Turnout	13.93%
JASON L. REYNOLDS	93

Precinct 24

Registered Voters	560
Weighted Vote	63
Ballots Cast	63
Turnout	11.25%
KEITH F. PICKETT	51

Republican Precinct Committeemen

Precinct 25

Registered Voters	547
Weighted Vote	52
Ballots Cast	52
Turnout	9.51%
TONY GARCIA	42

Precinct 26

Registered Voters	582
Weighted Vote	100
Ballots Cast	99
Turnout	17.01%
NO CANDIDATE	0

Precinct 27

Registered Voters	550
Weighted Vote	98
Ballots Cast	98
Turnout	17.82%
NO CANDIDATE	0

Precinct 28

Registered Voters	732
Weighted Vote	116
Ballots Cast	116
Turnout	15.85%
KEITH KOLMER	94

Precinct 29

Registered Voters	873
Weighted Vote	142
Ballots Cast	142
Turnout	16.27%
NO CANDIDATE	0

Precinct 30

Registered Voters	710
Weighted Vote	125
Ballots Cast	125
Turnout	17.61%
RONALD D. CAYWOOD	110

Republican Precinct Committeemen

Precinct 31

Registered Voters	560
Weighted Vote	60
Ballots Cast	60
Turnout	10.71%
LARRY R. SCHROEDER SR	54

Precinct 32

Registered Voters	518
Weighted Vote	48
Ballots Cast	48
Turnout	9.27%
NO CANDIDATE	0

Precinct 33

Registered Voters	563
Weighted Vote	73
Ballots Cast	73
Turnout	12.97%
NO CANDIDATE	0

Precinct 34

Registered Voters	465
Weighted Vote	27
Ballots Cast	27
Turnout	5.81%
NO CANDIDATE	0

Precinct 35

Registered Voters	637
Weighted Vote	63
Ballots Cast	63
Turnout	9.89%
WESLEY J. HOEFFKEN	49

Precinct 36

Registered Voters	578
Weighted Vote	66
Ballots Cast	66
Turnout	11.42%
NICKOLAS HELFRICH	57

Republican Precinct Committeemen

Precinct 37

Registered Voters	566
Weighted Vote	53
Ballots Cast	53
Turnout	9.36%
NO CANDIDATE	0

General Primary
March 18, 2014
Official Abstract of Nonpartisan Votes
Monroe County, Illinois



Dated: Tuesday, April 8, 2014
Issued by:

A handwritten signature in black ink, appearing to read "Dennis M. Knobloch".

Dennis M. Knobloch
Monroe County Clerk

ABSTRACT OF NONPARTISAN VOTES
in Monroe County, Illinois at the General Primary on Tuesday, March 18, 2014

STATE OF ILLINOIS
COUNTY OF MONROE

SUMMARY OF VOTES

General Primary
March 18, 2014
Official Nonpartisan Canvass
Monroe County, Illinois



Dated: Tuesday, April 8, 2014
Issued by:

A handwritten signature in black ink, appearing to read "Dennis M. Knobloch".

Dennis M. Knobloch
Monroe County Clerk

General Primary
March 18, 2014
Dennis M. Knobloch
Monroe County Clerk

Summary of Votes by Precinct

REGISTERED VOTERS

BALLOTS CAST

TURNOUT